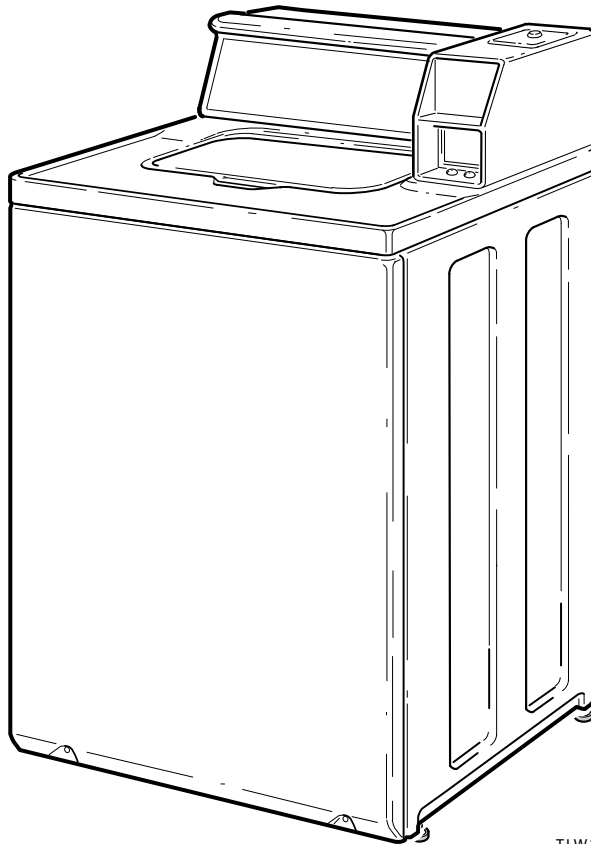


Commercial Topload Washers

Metered and Nonmetered
Refer to Page 3 for Model Numbers



TLW13C_202731

Table of Contents

Title	Page
Parts Ordering Information.....	2
Nameplate Location	2
Model Identification	3
Coin Slide Extension, Meter Case and Control.....	4
Non-Electronic Coin Drop and Meter Case.....	6
Electronic Coin Drop	8
Control Panel, Control Hood and Controls (Drawing 1 of 11)	10
Control Panel, Control Hood and Controls (Drawing 2 of 11)	12
Control Panel, Control Hood and Controls (Drawing 3 of 11)	14
Control Panel, Control Hood and Controls (Drawing 4 of 11)	16
Control Panel, Control Hood and Controls (Drawing 5 of 11)	18
Control Panel, Control Hood and Controls (Drawing 6 of 11)	20
Control Panel, Control Hood and Controls (Drawing 7 of 11)	22
Control Panel, Control Hood and Controls (Drawing 8 of 11)	24
Control Panel, Control Hood and Controls (Drawing 9 of 11)	26
Control Panel, Control Hood and Controls (Drawing 10 of 11)	28
Control Panel, Control Hood and Controls (Drawing 11 of 11)	30
Control Hood Security Kit.....	32
Lid	34
Cabinet Top	36
Lid, Lid Lock and Cabinet Top	38
Lid Switch.....	40
Fill Hose, Mixing Valve-to-Tub Cover Hose and Mixing Valve.....	42
Motor, Belt, Pump and Idler Assembly (Drawing 1 of 3)	44
Motor, Belt, Pump and Idler Assembly (Drawing 2 of 3)	46
Motor, Belt, Pump and Idler Assembly (Drawing 3 of 3)	48
Agitator, Drive Bell, Hub and Lip Seal Kit and Washtub	50
Outer Tub, Cover, Bearing and Seal Housing, Pressure Hose and Counterweight.....	52
Transmission Assembly	54
Drain Hoses and Siphon Break Kit	56
Weldment and Bearing Assembly, Brake and Pulley.....	58
Front Panel, Base Assembly and Cabinet Kit	60
Mixing Valve and Motor Disconnect Blocks, Terminals and Terminal Extractor Tool	62
Lead-In Cord	64
Terminals	66
Shipping Materials and Special Tools.....	68
Special Tools	70
Wire Harnesses and Wires (Drawing 1 of 2).....	72
Wire Harnesses and Wires (Drawing 2 of 2).....	74
Parts Index.....	77

© Copyright 2013, Alliance Laundry Systems LLC

All rights reserved. No part of the contents of this book may be reproduced or transmitted in any form or by any means without the expressed written consent of the publisher.

Parts Ordering Information

If literature or replacement parts are required, contact the source from whom the machine was purchased or contact Alliance Laundry Systems at (920) 748-3950 for the name and address of the nearest authorized parts distributor.

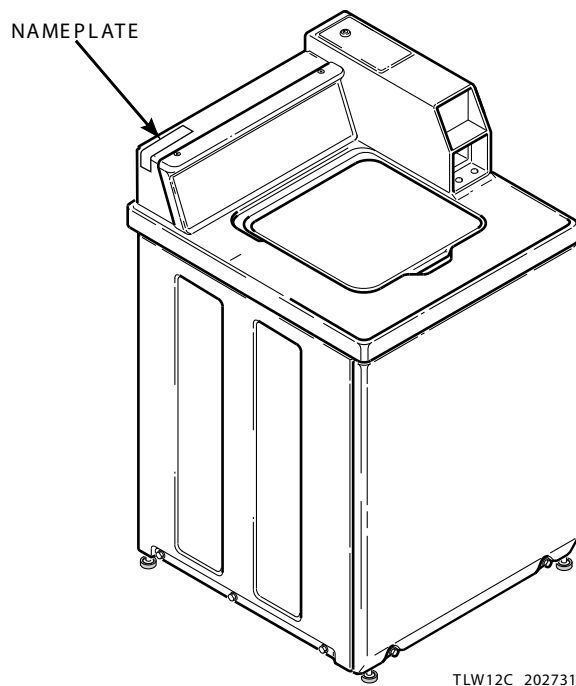
For technical assistance, call either of the numbers listed below:

(920) 748-3121 Ripon, Wisconsin

+32 56 41 20 54 Wevelgem, Belgium

Nameplate Location

When calling or writing about your product, be sure to mention model and serial numbers. Model and serial numbers are located on nameplate(s) as shown.



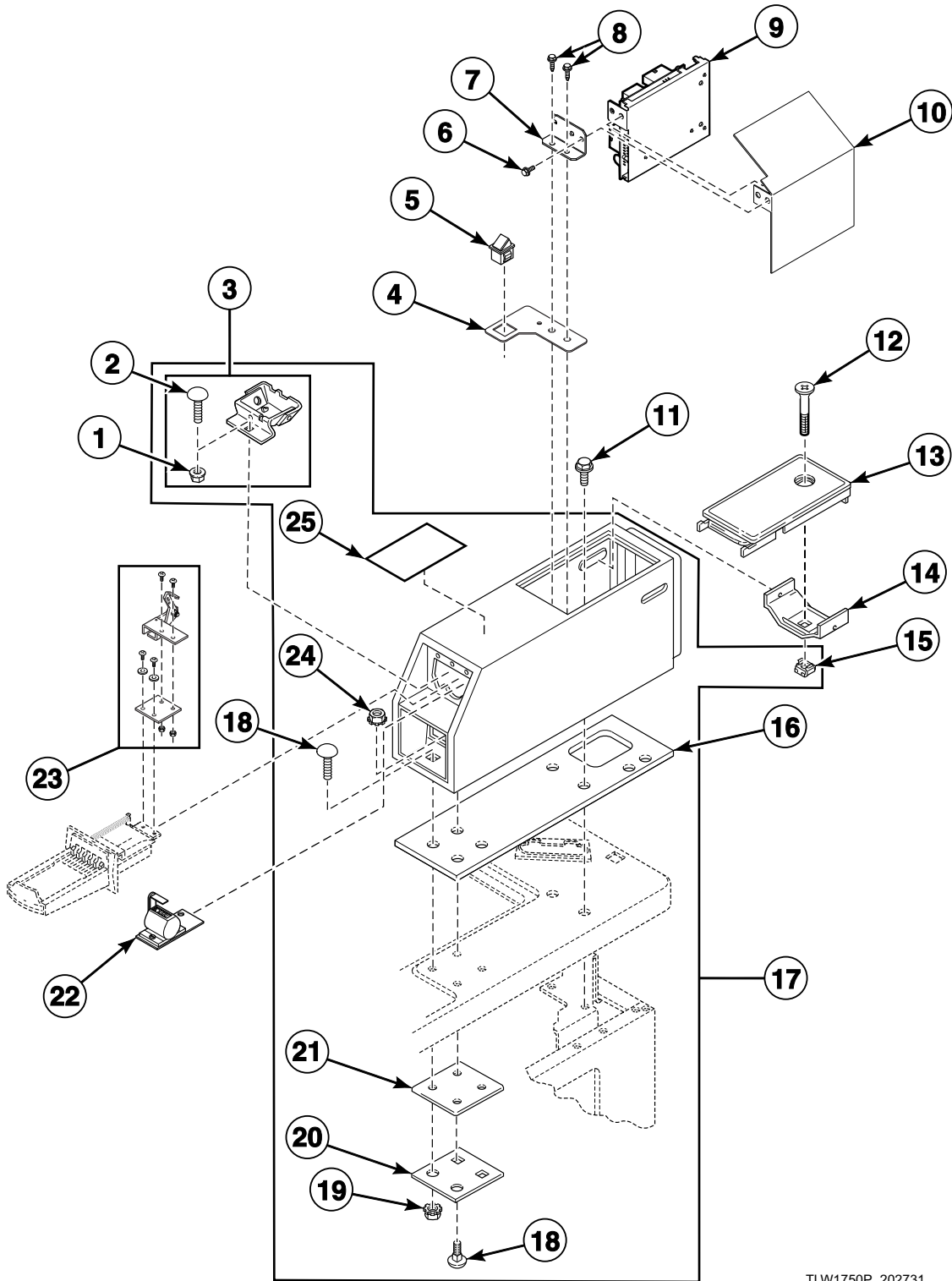
Model Identification

Information in this manual is applicable to these washer models:

BWNBC2PP112TW01	NWNBX2SP302NW22	SWNLY2AP112TW01
BWNBX2PP112TW01	NWNMN1SP542NW22	SWNLY2HP112TW01
BWNBX2PP112TW01	NWNMN2SP302NW22	SWNLY2PP112TW01
BWNNM2PP112CW01	NWNSX2SP302NW22	SWNLY2SP112TW01
BWNSX2PP112CW01	SWNBC2PP112TQ01	SWNLY2SP302NW22
GWNMN1PP302AW01	SWNBC2PP112TW01	SWNNMN1SP302AW01
GWNMN2PP302AW01	SWNBC2PP112TW02	SWNNMN1SP302NW22
GWNMN2PP112TW01	SWNBC2SP112TQ01	SWNNMN1SP302SW01
GWNSX1PP302AW01	SWNBC2SP112TW01	SWNNMN2PP112TW01
GWNSX1PP302EW09	SWNBX1SP122DW01	SWNNMN2SP112TW01
GWNSX2PP112TW01	SWNBX1SP542DW01	SWNNMN2SP112TW08
GWNSX2PP302AW01	SWNBX2PP112TW02	SWNSX1PP112TQ01
HWNBC2PP112TQ01	SWNBX2SP082JW01	SWNSX1PP112TW01
HWNBC2PP112TW01	SWNBX2SP112FW27	SWNSX1PP302AW01
HWNBD2SP112CQ01	SWNBX2SP112TQ01	SWNSX1SP112TQ01
HWNBD2SP112CW01	SWNBX2SP112TW01	SWNSX1SP112TW01
HWNBE2SP112CW01	SWNBX2SP302AW01	SWNSX1SP302AW01
HWNBX1SP122DW01	SWNBX2SP302NQ22	SWNSX1SP302BW01
HWNBX1SP542DW01	SWNBX2SP302NW22	SWNSX1SP302EW09
HWNBX2SP112CW01	SWNBY2PP112TW01	SWNSX1SP302NW22
HWNBX2SP112FW28	SWNBY2SP112TW01	SWNSX1SP302SW01
HWNBY2PP112TW01	SWNLC2AP112TW01	SWNSX1SP302UW01
HWNBY2SP112CW01	SWNLC2AP112TW02	SWNSX1SP542NW22
HWNLE2AP112CW01	SWNLC2HP112TW01	SWNSX2PP112TQ01
HWNLE2HP112CW01	SWNLC2HP112TW02	SWNSX2PP112TW01
HWNLE2SP112CW01	SWNLC2PP112TW01	SWNSX2PP112TW02
HWNLX2HP112CW01	SWNLC2PP112TW02	SWNSX2SP112TQ01
HWNLX2SP112CW01	SWNLC2SP112TQ01	SWNSX2SP112TW01
HWNLY2HP112CW01	SWNLC2SP112TW01	UWNNMN2SP112CW01
HWNLY2SP112CW01	SWNLC2SP112TW02	
HWNNMN2PP112TW01	SWNLX1SP542NW23	
HWNNMN2SP112CW01	SWNLX2AP112TW02	
HWNSX1PP112TQ01	SWNLX2HP112TW01	
HWNSX1PP112TW01	SWNLX2HP112TW02	
HWNSX1SP112CW01	SWNLX2PP112TW02	
HWNSX1SP302UW09	SWNLX2SP112TW01	
HWNSX2PP112TQ01	SWNLX2SP112TW02	
HWNSX2PP112TW01	SWNLX2SP302AW01	
HWNSX2SP112CW01		

Coin Slide Extension, Meter Case and Control

Models BWNSX2PP112CW01, GWNSX1PP302AW01, GWNSX1PP302EW09, GWNSX2PP112TW01, GWNSX2PP302AW01, HWNSX1PP112TQ01, HWNSX1PP112TW01, HWNSX1SP112CW01, HWNSX1SP302UW09, HWNSX2PP112TQ01, HWNSX2PP112TW01, HWNSX2SP112CW01, NWNSX2SP302NW22, SWNSX1PP112TQ01, SWNSX1PP112TW01, SWNSX1PP302AW01, SWNSX1SP112TQ01, SWNSX1SP112TW01, SWNSX1SP112TW01, SWNSX1SP302AW01, SWNSX1SP302BW01, SWNSX1SP302EW09, SWNSX1SP302NW22, SWNSX1SP302SW01, SWNSX1SP302UW01, SWNSX1SP542NW22, SWNSX2PP112TQ01, SWNSX2PP112TW01, SWNSX2PP112TW02, SWNSX2SP112TQ01 and SWNSX2SP112TW01



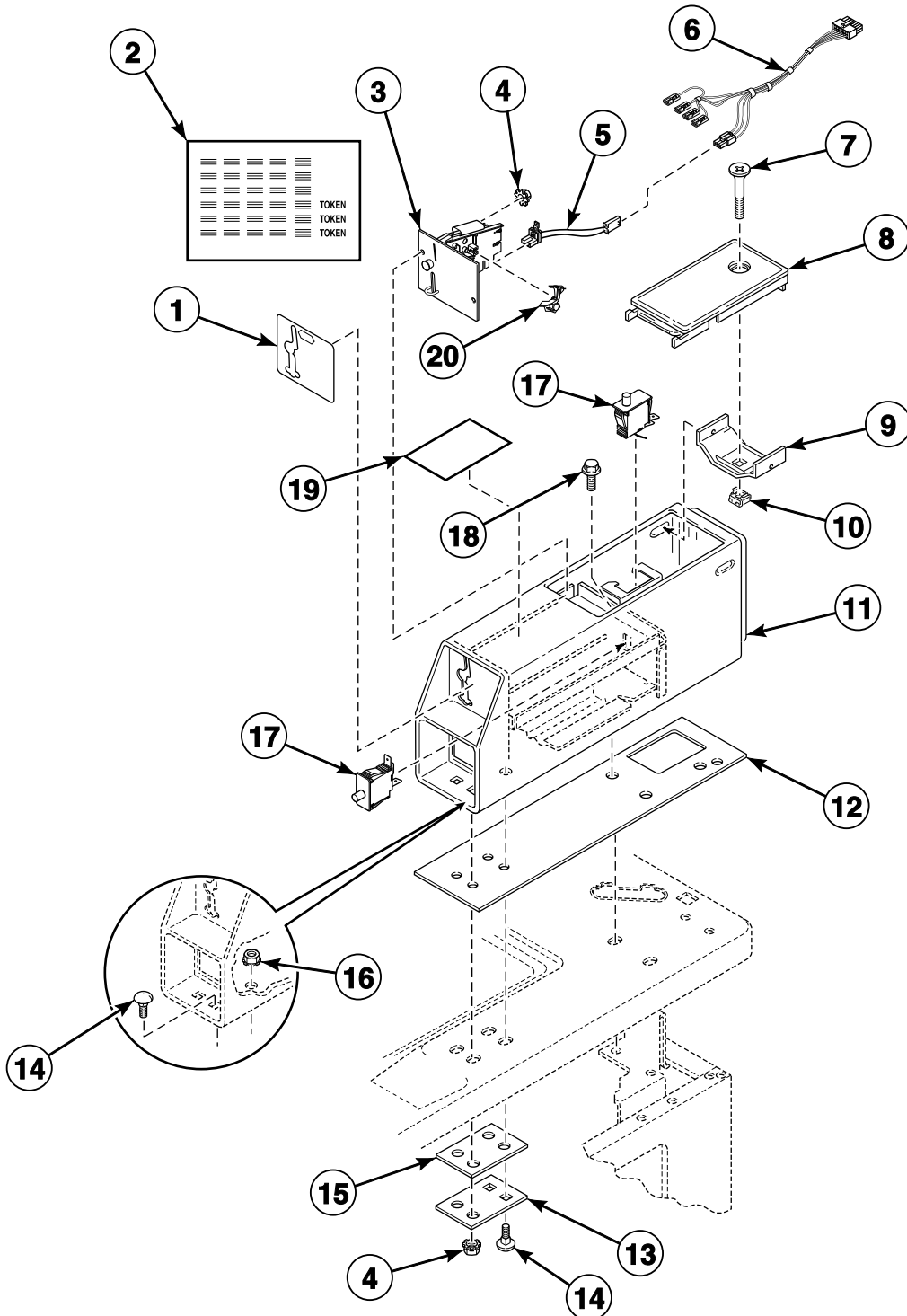
TLW1750P 202731

Coin Slide Extension, Meter Case and Control

REF	PART NO.	DESCRIPTION	COMMENTS
1	29796	Nut	
2	29651	Bolt	
3	523P3	Coin Funnel Kit	
4	803662	Bracket	
5	431159	Switch	
6	501524	Screw	
7	201581	Chassis Mounting Bracket	
8	503688	Screw	
9	202393P	Control Assembly	
10	512304	Control Shield	
11	36048	Screw	
12	503673	Screw	
13	39874QP	Service Door Assembly	Bisque; Models HWNSX1PP112TQ01, HWNSX2PP112TQ01, SWNSX1PP112TQ01, SWNSX1SP112TQ01, SWNSX2PP112TQ01 and SWNSX2SP112TQ01
	39874WP	Service Door Assembly	White; All other models
14	30642	Meter Case Locking Bracket	
15	30647	Nut	
16	26354	Meter Case Gasket	
17	803575W	Meter Case Assembly	Model SWNSX2PP112TW02
	803578P	Coin Box Extension Kit	Use with 803575W Meter Case Assembly to extend shorter 7-inch coin boxes; Model SWNSX2PP112TW02
	201010QP	Meter Case Kit	Bisque; Includes items 3, 15, 16, 18-21 and 23; Models HWNSX1PP112TQ01, HWNSX2PP112TQ01, SWNSX1PP112TQ01, SWNSX1SP112TQ01, SWNSX2PP112TQ01 and SWNSX2SP112TQ01
	201010WP	Meter Case Kit	White; Includes items 3, 15, 16, 18-21 and 23; All other models
18	02505	Bolt	
19	29786	Nut	
20	35525	Meter Case Lockdown Bracket	
21	35526	Meter Case Bracket Gasket	
22	201280P	Mechanical Counter Kit Assembly	
23	200913	Coin Slide Extension Kit	Includes items 4 and 5
24	802337	Nut	
25	37068	Operation Instruction Label	Models GWNSX1PP302EW09, HWNSX1SP302UW09, SWNSX1SP302EW09 and SWNSX1SP302UW01

Non-Electronic Coin Drop and Meter Case

Models BWNBC2PP112TW01, BWNBX2PP112TW01, HWNBC2PP112TQ01, HWNBC2PP112TW01, HWNBD2SP112CQ01, HWNBD2SP112CW01, HWNBE2SP112CW01, HWNBX1SP122DW01, HWNBX1SP542DW01, HWNBX2SP112CW01, HWNBX2SP112FW28, HWNLE2AP112CW01, HWNLE2HP112CW01, HWNLE2SP112CW01, HWNLX2HP112CW01, HWNLX2SP112CW01, NWNBX2SP302NW22, SWNBC2PP112TQ01, SWNBC2PP112TW01, SWNBC2PP112TW02, SWNBC2SP112TQ01, SWNBC2SP112TW01, SWNBX1SP122DW01, SWNBX1SP542DW01, SWNBX2PP112TW02, SWNBX2SP082JW01, SWNBX2SP112FW27, SWNBX2SP112TQ01, SWNBX2SP112TW01, SWNBX2SP302AW01, SWNBX2SP302NQ22, SWNBX2SP302NW22, SWNLC2AP112TW01, SWNLC2AP112TW02, SWNLC2HP112TW01, SWNLC2HP112TW02, SWNLC2PP112TW01, SWNLC2PP112TW02, SWNLC2SP112TQ01, SWNLC2SP112TW01, SWNLC2SP112TW02, SWNLX1SP542NW23, SWNLX2AP112TW02, SWNLX2HP112TW01, SWNLX2HP112TW02, SWNLX2PP112TW02, SWNLX2SP112TW01, SWNLX2SP112TW02 and SWNLX2SP302AW01



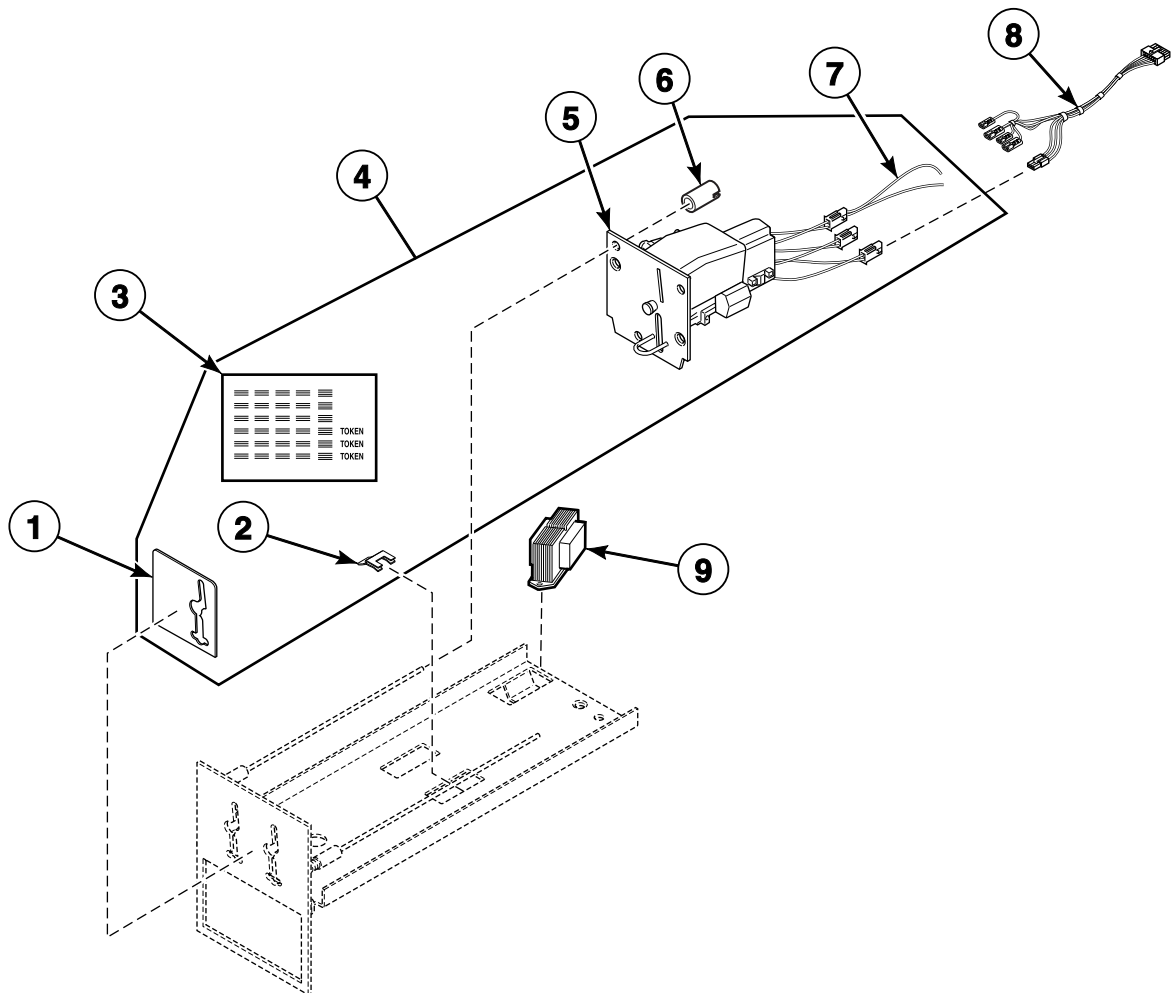
TLW1741P_202731

Non-Electronic Coin Drop and Meter Case

REF	PART NO.	DESCRIPTION	COMMENTS
1	38717	Single Overlay	\$.25
	38676	Overlay Kit	Dual; Includes item 2
	39073	Dual Overlay	\$.25 and \$1.00
2	38725	Coin Identification Paper	
3	70441601P	Coin Drop	Single; U.S.A.; \$.25
	38467	Coin Drop Assembly	Dual; Australia; .20 and 1.00
	70447301	Coin Drop Assembly	Dual; Australia; 1.00 and 2.00
	38464P	Coin Drop Assembly	Single; Canada; .25
	70441602	Coin Drop Assembly	Dual; Canada; .25 and 1.00
	38472	Coin Drop Assembly	Dual; England; 20 pence and 1 pound
	38519	Coin Drop Assembly	Dual; Japan; 100 yen and 500 yen
	38521	Coin Drop Assembly	Dual; Korea; 100 won and 500 won
	CK114	Coin Drop Assembly	Single; Singapore; 1.00
	70482401	Coin Drop Assembly	Dual; New Zealand ; 1.00 and 2.00
	38462P	Coin Drop Assembly	Single; Token; STD-118-1
	38463	Coin Drop Assembly	Single; Token; STD 118-5
	38963P	Coin Drop	Single; Token 118-16
4	29786	Nut	
5	200674P	Opto Coupler	
6	802904P	Harness Assembly	Models BWNBC2PP112TW01, HWNBC2PP112TQ01, HWNBC2PP112TW01, SWNBC2PP112TQ01, SWNBC2PP112TW01, SWNBC2PP112TW02, SWNBC2SP112TQ01, SWNBC2SP112TW01, SWNLC2AP112TW01, SWNLC2AP112TW02, SWNLC2HP112TW01, SWNLC2HP112TW02, SWNLC2PP112TW01, SWNLC2PP112TW02, SWNLC2SP112TQ01, SWNLC2SP112TW01 and SWNLC2SP112TW02
	802905	Harness Assembly	All other models
7	503673	Screw	
8	39874WP	Service Door Assembly	White
	39874QP	Service Door Assembly	Bisque
9	30642	Meter Case Locking Bracket	
10	30647	Nut	
11	803063WP	Meter Case Assembly Kit	Models SWNBC2PP112TW02, SWNBX2PP112TW02, SWNLC2AP112TW02, SWNLC2HP112TW02, SWNLC2PP112TW02, SWNLC2SP112TW02, SWNLX2AP112TW02, SWNLX2HP112TW02, SWNLX2PP112TW02 and SWNLX2SP112TW02
	803578P	Coin Box Extension Kit	Use with 803063W Meter Case Assembly to extend shorter 7 inch coin boxes; Models SWNBC2PP112TW02, SWNBX2PP112TW02, SWNLC2PP112TW02, SWNLC2SP112TW02, SWNLX2PP112TW02 and SWNLX2SP112TW02
	802505W	Meter Case Assembly	Models HWNBE2SP112CW01, HWNLE2AP112CW01, HWNLE2HP112CW01, HWNLE2SP112CW01, SWNLC2AP112TW02, SWNLC2HP112TW02, SWNLX2AP112TW02 and SWNLX2HP112TW02
	38724W	Meter Case Assembly	White; All other models
	38724Q	Meter Case Assembly	Bisque; All other models
12	26354	Meter Case Gasket	
13	35525	Meter Case Lockdown Bracket	
14	02505	Bolt	
15	35526	Meter Case Bracket Gasket	
16	802337	Nut	
17	512973	Switch	
18	36048	Screw	
19	37068	Operation Instruction Label	Models HWNBX1SP122DW01, HWNBX1SP542DW01, SWNBX1SP122DW01 and SWNBX1SP542DW01
20	201595P	Wire Guard	Anti-stringing security device

Electronic Coin Drop

Models BWNBC2PP112TW01, BWNBX2PP112TW01, HWNBC2PP112TQ01, HWNBC2PP112TW01, HWNBD2SP112CQ01, HWNBD2SP112CW01, HWNBE2SP112CW01, HWNBX1SP122DW01, HWNBX1SP542DW01, HWNBX2SP112CW01, HWNBX2SP112FW28, HWNLE2AP112CW01, HWNLE2HP112CW01, HWNLE2SP112CW01, HWNLX2HP112CW01, HWNLX2SP112CW01, NWNBX2SP302NW22, SWNBC2PP112TQ01, SWNBC2PP112TW01, SWNBC2PP112TW02, SWNBC2SP112TQ01, SWNBC2SP112TW01, SWNBX1SP122DW01, SWNBX1SP542DW01, SWNBX2PP112TW02, SWNBX2SP082JW01, SWNBX2SP112FW27, SWNBX2SP112TQ01, SWNBX2SP112TW01, SWNBX2SP302AW01, SWNBX2SP302NQ22, SWNBX2SP302NW22, SWNLC2AP112TW01, SWNLC2AP112TW02, SWNLC2HP112TW01, SWNLC2HP112TW02, SWNLC2PP112TW01, SWNLC2PP112TW02, SWNLC2SP112TQ01, SWNLC2SP112TW01, SWNLC2SP112TW02, SWNLX1SP542NW23, SWNLX2AP112TW02, SWNLX2HP112TW01, SWNLX2HP112TW02, SWNLX2PP112TW02, SWNLX2SP112TW01, SWNLX2SP112TW02 and SWNLX2SP302AW01



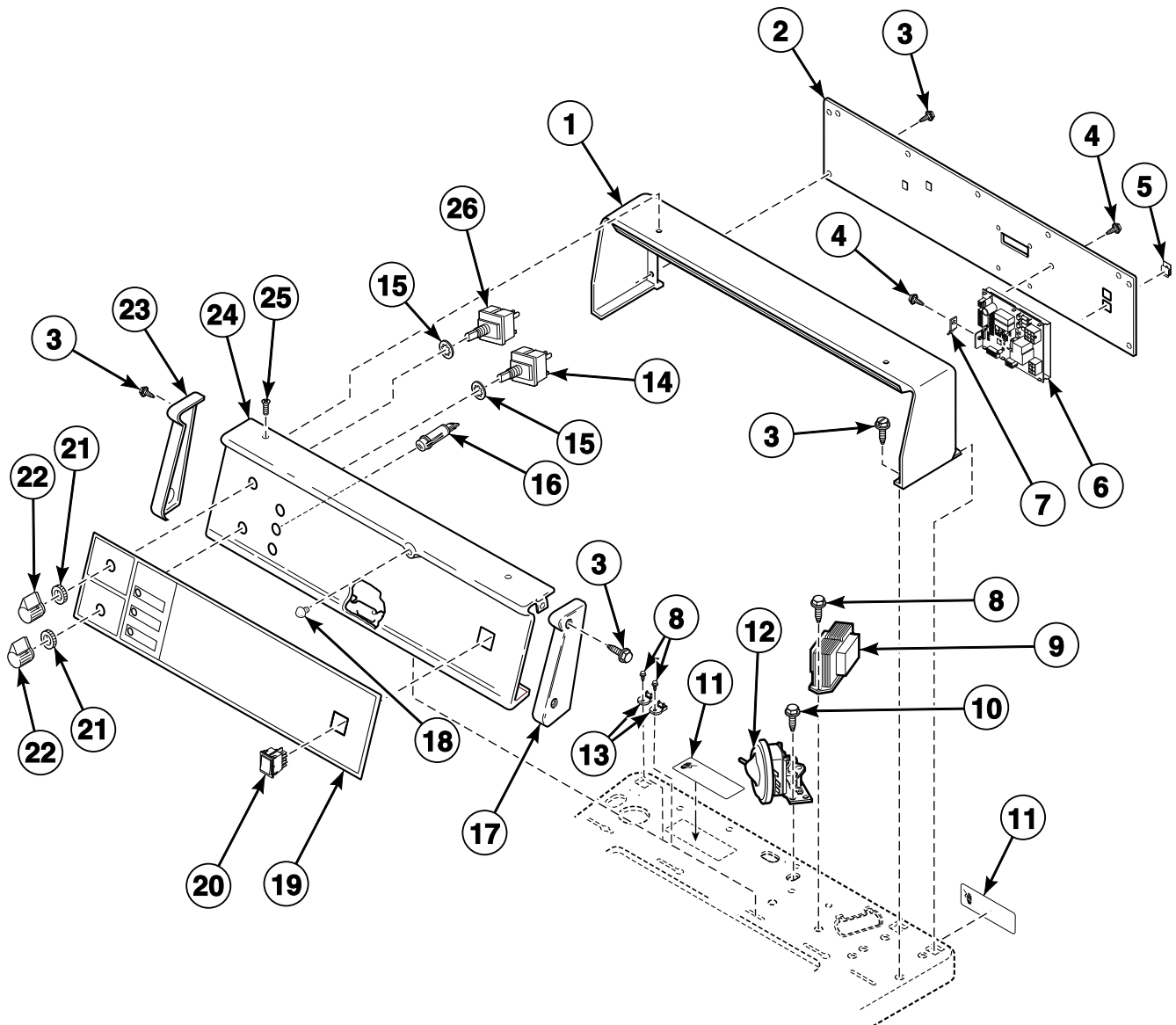
TLW1638P_202731

Electronic Coin Drop

REF	PART NO.	DESCRIPTION	COMMENTS
1	201091	Overlay	
2	201572	Clip	
3	38725	Coin Identification Paper	
4	CK115	Electronic Coin Drop Kit	Includes items 1-3 and 5-7; United States and Canada coins; Models BWNBC2PP112TW01, HWNBC2PP112TQ01, HWNBC2PP112TW01, HWNBD2SP112CQ01, HWNBD2SP112CW01, SWNBC2PP112TQ01, SWNBC2PP112TW01, SWNBC2PP112TW02, SWNBC2SP112TQ01, SWNBC2SP112TW01, SWNLC2AP112TW01, SWNLC2AP112TW02, SWNLC2HP112TW01, SWNLC2HP112TW02, SWNLC2PP112TW01, SWNLC2PP112TW02, SWNLC2SP112TQ01, SWNLC2SP112TW01 and SWNLC2SP112TW02 must also order items 8 and 9
	CK099	Electronic Coin Drop Kit	Includes items 1-3 and 5-7; Australia, New Zealand, Hong Kong and South Korea coins
	CK100	Electronic Coin Drop Kit	Includes items 1-3 and 5-7; Euro and Great Britain coins
	CK101	Electronic Coin Drop Kit	Includes items 1-3 and 5-7; Euro, Denmark and Norway coins
	CK103	Electronic Coin Drop Kit	Includes items 1-3 and 5-7; Euro, Lithuania and Latvia coins
	CK106	Electronic Coin Drop Kit	Includes items 1-3 and 5-7; Malaysia, China, Russia and Singapore coins
	CK108	Electronic Coin Drop Kit	Includes items 1-3 and 5-7; South African 1, 2, 5 rand coins
	CK109	Electronic Coin Drop Kit	Includes items 1-3 and 5-7; Euro coins
	CK110	Electronic Coin Drop Kit	Includes items 1-3 and 5-7; Mexico, Ecuador and United States coins
	CK113	Electronic Coin Drop Kit	Includes items 1-3 and 5-7; Japan and Taiwan coins
	CK120	Electronic Coin Drop Kit	Includes items 1-3 and 5-7; Chile coins
	CK121	Electronic Coin Drop Kit	Includes items 1-3 and 5-7; Singapore coins
5	70294105P	Electronic Coin Drop Assembly	Australia, New Zealand, Hong Kong and South Korea coins
	70294103P	Electronic Coin Drop Assembly	Euro and Great Britain coins
	70294104	Electronic Coin Drop Assembly	Euro, Denmark and Norway coins
	70294107	Electronic Coin Drop Assembly	Euro, Lithuania and Latvia coins
	70294109	Electronic Coin Drop Assembly	Malaysia, China, Russia and Singapore coins
	70294110	Electronic Coin Drop Assembly	South African 1, 2, 5 rand coins
	70294111	Electronic Coin Drop Assembly	Euro coins
	70294106	Electronic Coin Drop Assembly	Mexico, Ecuador and United States coins
	70294120	Electronic Coin Drop Assembly	Chile coins
	70294121	Electronic Coin Drop Assembly	Singapore coins
6	201216	Nut	
7	201104	Coin Drop Wire Harness	
8	802905	Harness Assembly	Electronic coin drop requires this harness. If unit is not factory-equipped with this harness, it must be ordered separately.
9	201375P	Transformer	Electronic coin drop requires this transformer. If unit is not factory-equipped with this transformer, it must be ordered separately.

Control Panel, Control Hood and Controls (Drawing 1 of 11)

Models BWNMN2PP112CW01, GWNMN2PP112TW01, HWNMN2PP112TW01, HWNMN2SP112CW01, NWNMN1SP542NW22, NWNMN2SP302NW22, SWNMN1SP302NW22, SWNMN1SP302SW01, SWNMN2PP112TW01, SWNMN2SP112TW01, SWNMN2SP112TW08 and UWNMN2SP112CW01



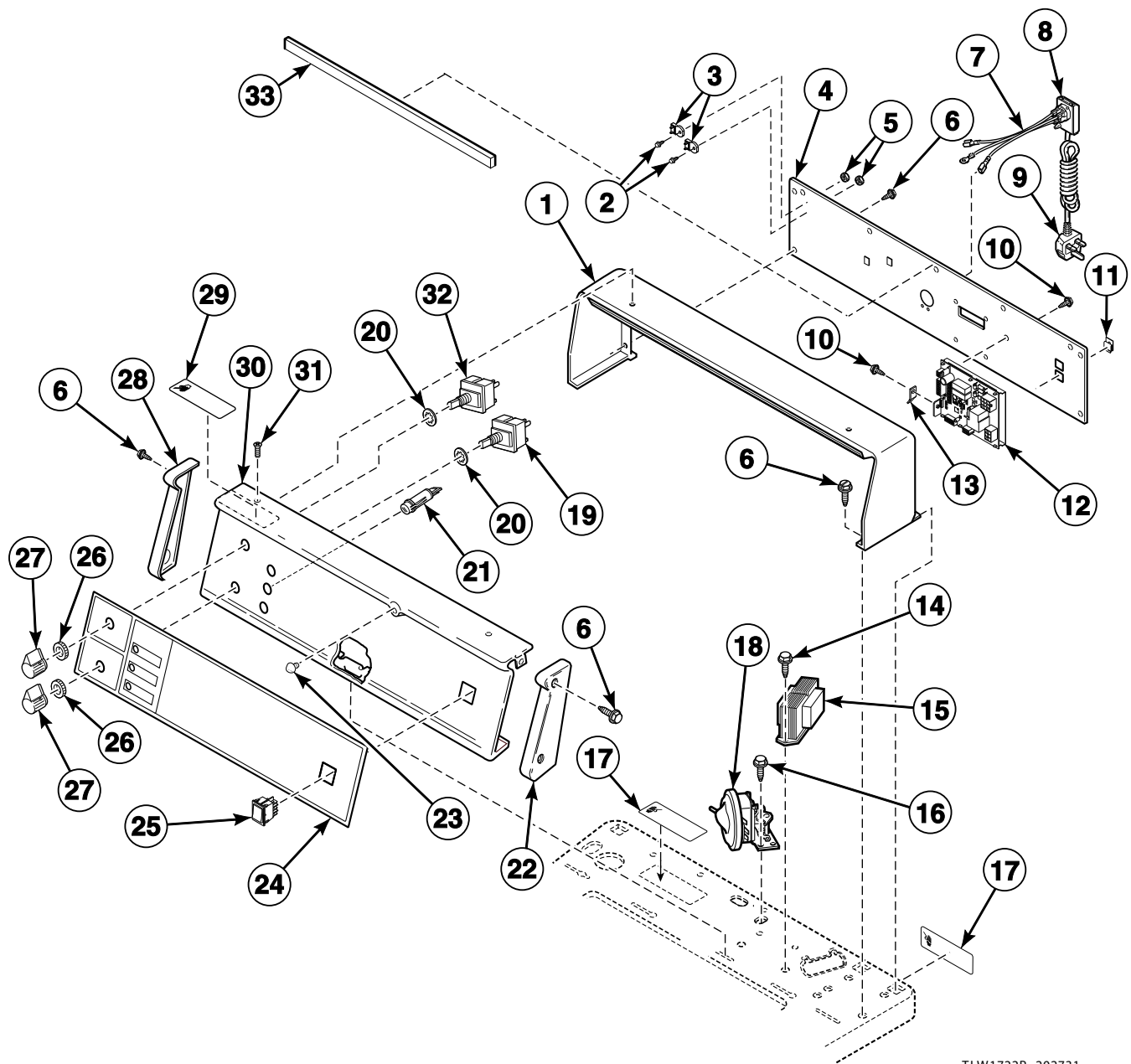
TLW1736P_202731

Control Panel, Control Hood and Controls (Drawing 1 of 11)

REF	PART NO.	DESCRIPTION	COMMENTS
1	210142W	Control Hood	
2	201732	Rear Panel	
3	501086	Screw	
4	501524	Screw	
5	M406494	Panel Clip	
6	202393P	Control Assembly	
7	00177	Male Tab Terminal	
8	503661	Screw	
9	201616	Transformer	Models NWNMN1SP542NW22, NWNMN2SP302NW22, SWNMN1SP302NW22 and SWNMN1SP302SW01
	201587P	Transformer	All other models
10	23962	Screw	
11	505281	Disconnect Power Warning Label	
12	202655	Pressure Switch	
13	210100	Resistor	Models NWNMN1SP542NW22, NWNMN2SP302NW22, SWNMN1SP302NW22 and SWNMN1SP302SW01
14	201686	Cycle Selector Switch	All models except NWNMN1SP542NW22, SWNMN1SP302NW22 and SWNMN1SP302SW01
15	91176	Washer	
16	801431	Light	
17	210108W	End Cap	Right
18	32648	Control Panel Bumper	
	M400795	Bumper	Extra thick
19	201718	Control Overlay	Models SWNMN2PP112TW01, SWNMN2SP112TW01 and SWNMN2SP112TW08
	201762	Control Overlay	Models HWNMN2PP112TW01 and HWNMN2SP112CW01
	201763	Control Overlay	Model BWNMN2PP112CW01
	201936	Control Overlay	Model GWNMN2PP112TW01
	202012	Control Overlay	Model BWNMN2PP112CW01
	201744	Control Overlay	Models SWNMN1SP302NW22 and SWNMN1SP302SW01
	202134	Control Overlay	Model NWNMN1SP542NW22
	202129	Control Overlay	Model NWNMN2SP302NW22
20	70455101	Rocker Switch	
21	24205	Nut	
22	39897	Switch Knob	
23	210109W	End Cap	Left
24	201742W	Control Panel Assembly	
25	52864	Screw	
26	201686	Cycle Selector Switch	Models NWNMN1SP542NW22, SWNMN1SP302NW22 and SWNMN1SP302SW01
	27761	Switch	All other models

Control Panel, Control Hood and Controls (Drawing 2 of 11)

Models GWNMN1PP302AW01, GWNMN2PP302AW01 and SWNMN1SP302AW01



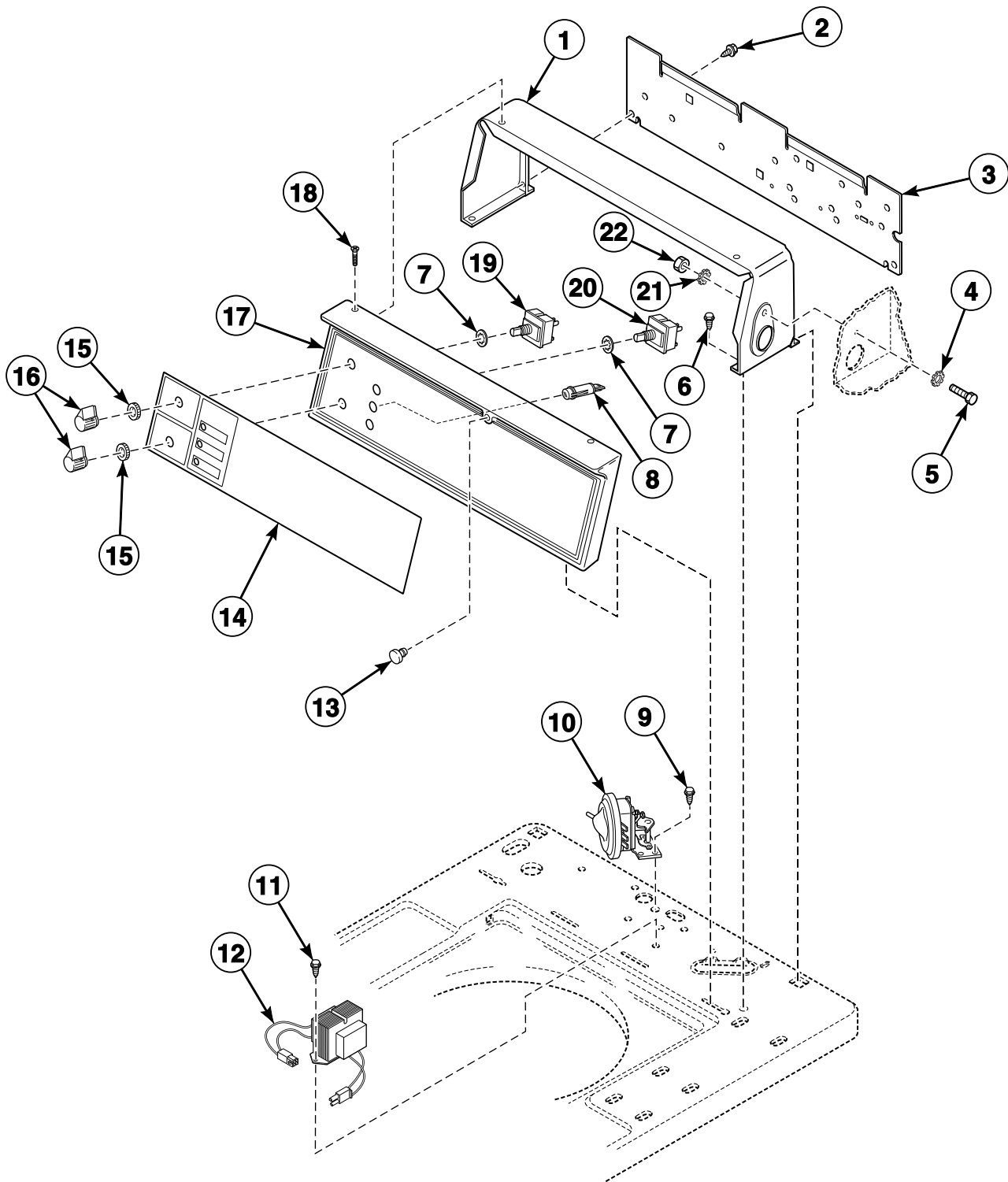
TLW1722P_202731

Control Panel, Control Hood and Controls (Drawing 2 of 11)

REF	PART NO.	DESCRIPTION	COMMENTS
1	210142W	Control Hood	
2	685837	Screw	
3	210100	Resistor	
4	201951	Rear Panel	
5	802343	Nut	
6	501086	Screw	
7	39923	Lead-In Wire Harness Assembly	
8	39922	Cable Connection Box	
9	39931	Power Cord Assembly	
10	501524	Screw	
11	M406494	Panel Clip	
12	202393P	Control Assembly	
13	00177	Male Tab Terminal	
14	503661	Screw	
15	201616	Transformer	
16	23962	Screw	
17	505281	Disconnect Power Warning Label	
18	202655	Pressure Switch	
19	201686	Cycle Selector Switch	Model GWNMN2PP302AW01
20	91176	Washer	
21	801431	Light	
22	210108W	End Cap	Right
23	32648	Control Panel Bumper	
	M400795	Bumper	Extra thick
24	201744	Control Overlay	Model SWNMN1SP302AW01
	201938	Control Overlay	Model GWNMN1PP302AW01
	201936	Control Overlay	Model GWNMN2PP302AW01
25	70455101	Rocker Switch	
26	24205	Nut	
27	39897	Switch Knob	
28	210109W	End Cap	Left
29	511021	Shock Warning Label	
30	201742W	Control Panel Assembly	
31	52864	Screw	
32	27761	Switch	Model GWNMN2PP302AW01
	201686	Cycle Selector Switch	All other models
33	70392701P	Gasket	

Control Panel, Control Hood and Controls (Drawing 3 of 11)

Models BWNSX2PP112CW01, GWNSX2PP112TW01, HWNSX1PP112TQ01, HWNSX1PP112TW01, HWNSX1SP112CW01, HWNSX2PP112TQ01, HWNSX2PP112TW01, HWNSX2SP112CW01, SWNSX1PP112TQ01, SWNSX1PP112TW01, SWNSX1SP112TQ01, SWNSX1SP112TW01, SWNSX2PP112TQ01, SWNSX2PP112TW01, SWNSX2PP112TW02, SWNSX2SP112TQ01 and SWNSX2SP112TW01



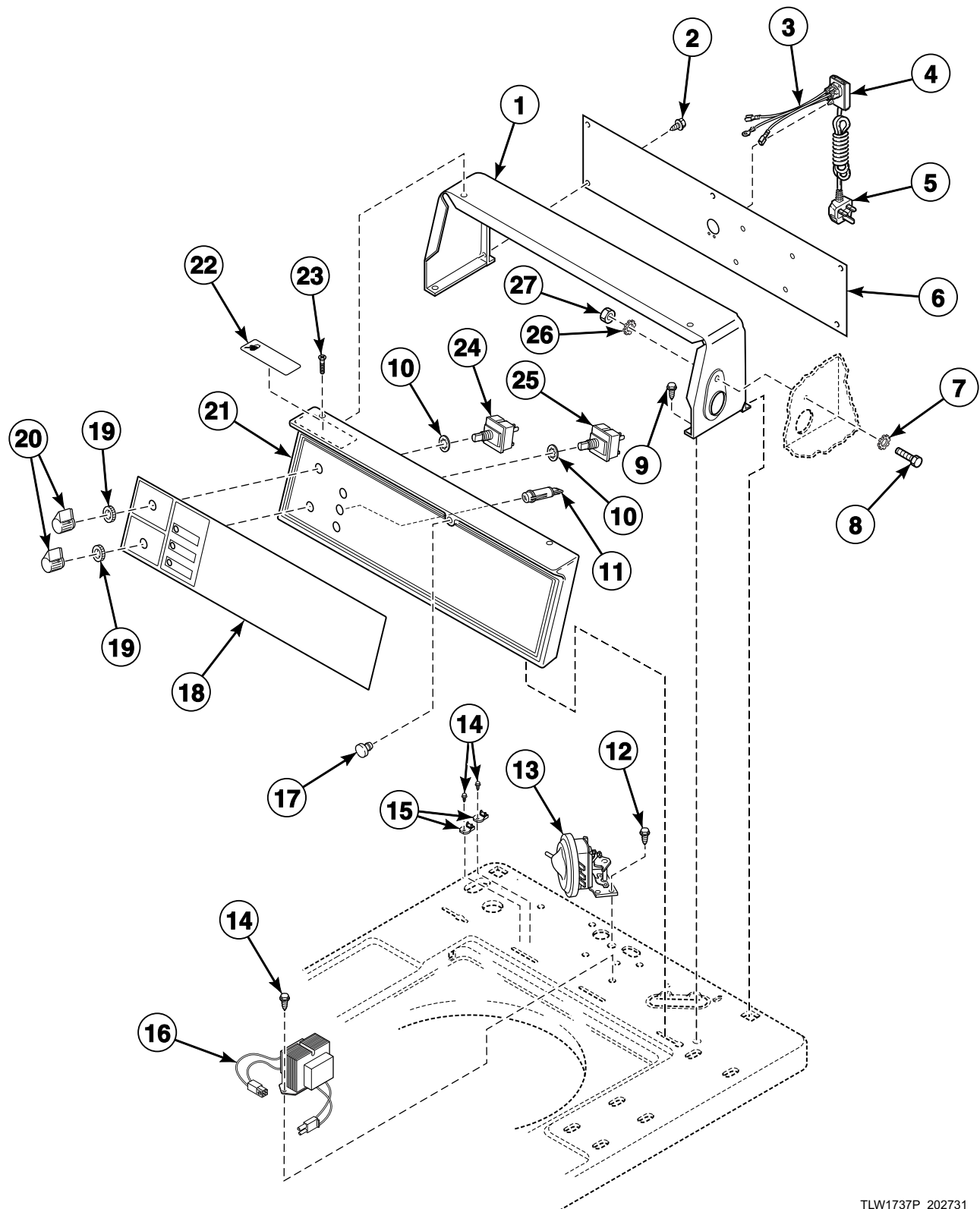
TLW1600P_202731

Control Panel, Control Hood and Controls (Drawing 3 of 11)

REF	PART NO.	DESCRIPTION	COMMENTS
1	37075W	Control Hood	White
	37075Q	Control Hood	Bisque
2	23222	Screw	
3	38267	Hood Back Panel	
4	M400017	Washer	
5	02916	Screw	
6	501086	Screw	
7	91176	Washer	
8	801431	Light	
9	23962	Screw	
10	202655	Pressure Switch	
11	503661	Screw	
12	201587P	Transformer	
13	32648	Control Panel Bumper	
	M400795	Bumper	Extra thick
14	201668	Control Overlay	Models SWNSX2PP112TQ01, SWNSX2PP112TW01, SWNSX2PP112TW02, SWNSX2SP112TQ01 and SWNSX2SP112TW01
	201674	Control Overlay	Models HWNSX1PP112TQ01, HWNSX1PP112TW01 and HWNSX1SP112CW01
	201675	Control Overlay	Models HWNSX2PP112TQ01, HWNSX2PP112TW01 and HWNSX2SP112CW01
	201667	Control Overlay	Models SWNSX1PP112TQ01, SWNSX1PP112TW01, SWNSX1SP112TQ01 and SWNSX1SP112TW01
	201935	Control Overlay	Model GWNSX2PP112TW01
	201999	Graphic Overlay	Model BWNSX2PP112CW01
15	24205	Nut	
16	39897	Switch Knob	
17	36521WP	Control Panel and Bracket Assembly	White
	36521QP	Control Panel and Bracket Assembly	Bisque
18	500226	Screw	Phillips head
	35528	Screw	Torx head
19	27761	Switch	Models BWNSX2PP112CW01, GWNSX2PP112TW01, HWNSX2PP112TQ01, HWNSX2PP112TW01, HWNSX2SP112CW01, SWNSX2PP112TQ01, SWNSX2PP112TW01, SWNSX2PP112TW02, SWNSX2SP112TQ01 and SWNSX2SP112TW01
	201686	Cycle Selector Switch	All other models
20	201686	Cycle Selector Switch	Models BWNSX2PP112CW01, GWNSX2PP112TW01, HWNSX2PP112TQ01, HWNSX2PP112TW01, HWNSX2SP112CW01, SWNSX2PP112TQ01, SWNSX2PP112TW01, SWNSX2PP112TW02, SWNSX2SP112TQ01 and SWNSX2SP112TW01
21	02431	Washer	
22	52566	Nut	

Control Panel, Control Hood and Controls (Drawing 4 of 11)

Models GWNSX1PP302AW01, GWNSX2PP302AW01, NWNSX2SP302NW22, SWNSX1PP302AW01, SWNSX1SP302AW01, SWNSX1SP302BW01, SWNSX1SP302NW22, SWNSX1SP302SW01, SWNSX1SP302UW01 and SWNSX1SP542NW22



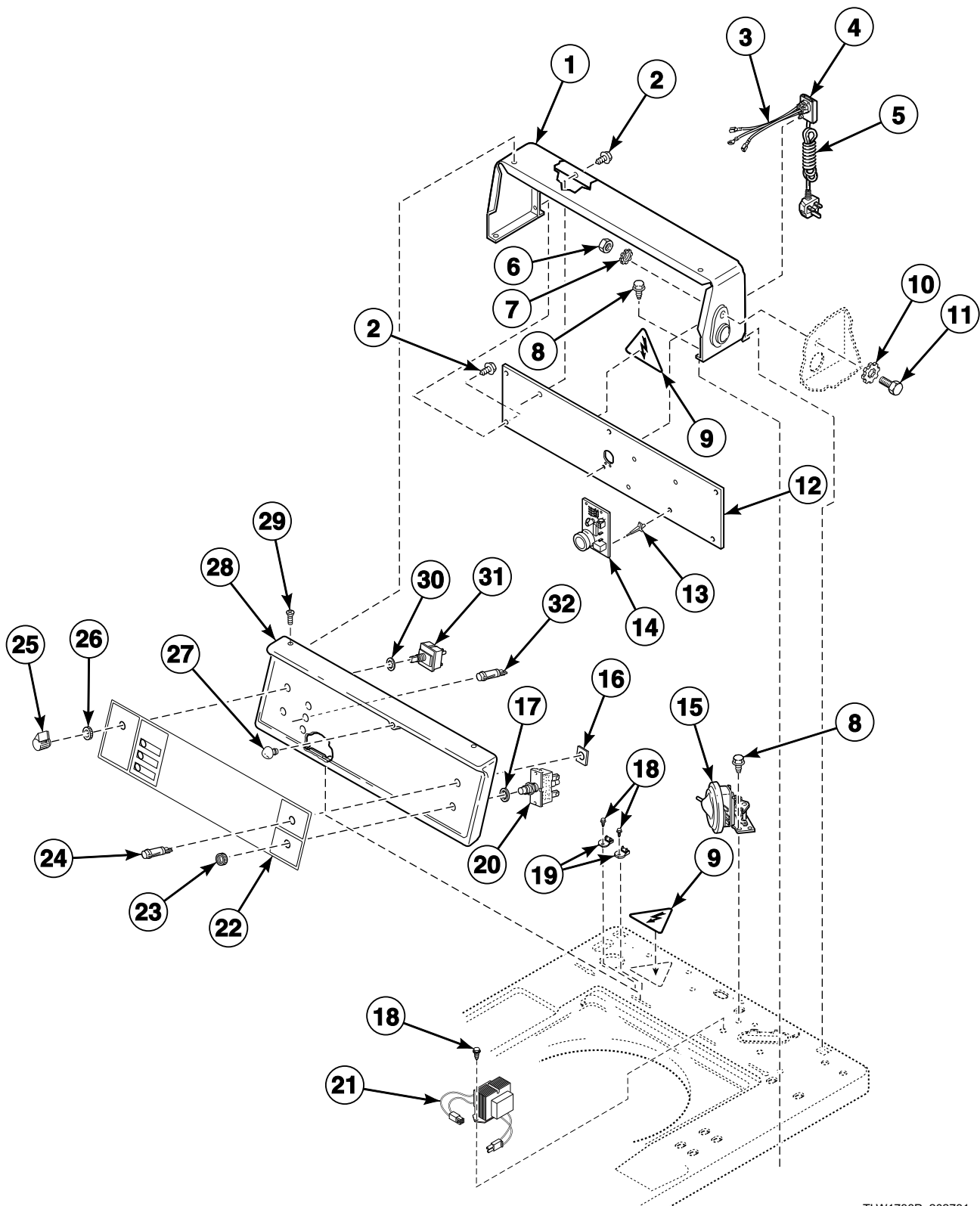
TLW1737P_202731

Control Panel, Control Hood and Controls (Drawing 4 of 11)

REF	PART NO.	DESCRIPTION	COMMENTS
1	37075W	Control Hood	White
	37075Q	Control Hood	Bisque
2	23222	Screw	
3	39923	Lead-In Wire Harness Assembly	Models GWNSX1PP302AW01, GWNSX2PP302AW01, SWNSX1PP302AW01, SWNSX1SP302AW01, SWNSX1SP302BW01 and SWNSX1SP302UW01
4	39922	Cable Connection Box	Models GWNSX1PP302AW01, GWNSX2PP302AW01, SWNSX1PP302AW01, SWNSX1SP302AW01, SWNSX1SP302BW01 and SWNSX1SP302UW01
5	39926	Lead-In Cord	Model SWNSX1SP302UW01
	39931	Power Cord Assembly	Models GWNSX1PP302AW01, GWNSX2PP302AW01, SWNSX1PP302AW01 and SWNSX1SP302AW01
	39984	Power Cord Assembly	Model SWNSX1SP302BW01
6	39920	Hood Back Panel	Models GWNSX1PP302AW01, GWNSX2PP302AW01, SWNSX1PP302AW01, SWNSX1SP302AW01, SWNSX1SP302BW01 and SWNSX1SP302UW01
	38267	Hood Back Panel	All other models
7	M400017	Washer	
8	02916	Screw	
9	501086	Screw	
10	91176	Washer	
11	801431	Light	
12	23962	Screw	
13	202655	Pressure Switch	
14	503661	Screw	
15	210100	Resistor	
16	201616	Transformer	Some models may have jumper wire attached to transformer. Discard jumper wire when replacing transformer.
17	32648	Control Panel Bumper	
	M400795	Bumper	Extra thick
18	201937	Control Overlay	Model GWNSX1PP302AW01
	202130	Control Overlay	Model NWNSX2SP302NW22
	201935	Control Overlay	Model GWNSX2PP302AW01
	201667	Control Overlay	All other models
19	24205	Nut	
20	39897	Switch Knob	
21	36521WP	Control Panel and Bracket Assembly	White
	36521QP	Control Panel and Bracket Assembly	Bisque
22	511021	Shock Warning Label	Models GWNSX1PP302AW01, GWNSX2PP302AW01, SWNSX1PP302AW01 and SWNSX1SP302AW01
23	500226	Screw	Phillips head
	35528	Screw	Torx head
24	27761	Switch	Models GWNSX2PP302AW01 and NWNSX2SP302NW22
	201686	Cycle Selector Switch	All other models
25	201686	Cycle Selector Switch	Models GWNSX2PP302AW01 and NWNSX2SP302NW22
26	02431	Washer	
27	52566	Nut	

Control Panel, Control Hood and Controls (Drawing 5 of 11)

Models GWNSX1PP302EW09, HWNSX1SP302UW09 and SWNSX1SP302EW09



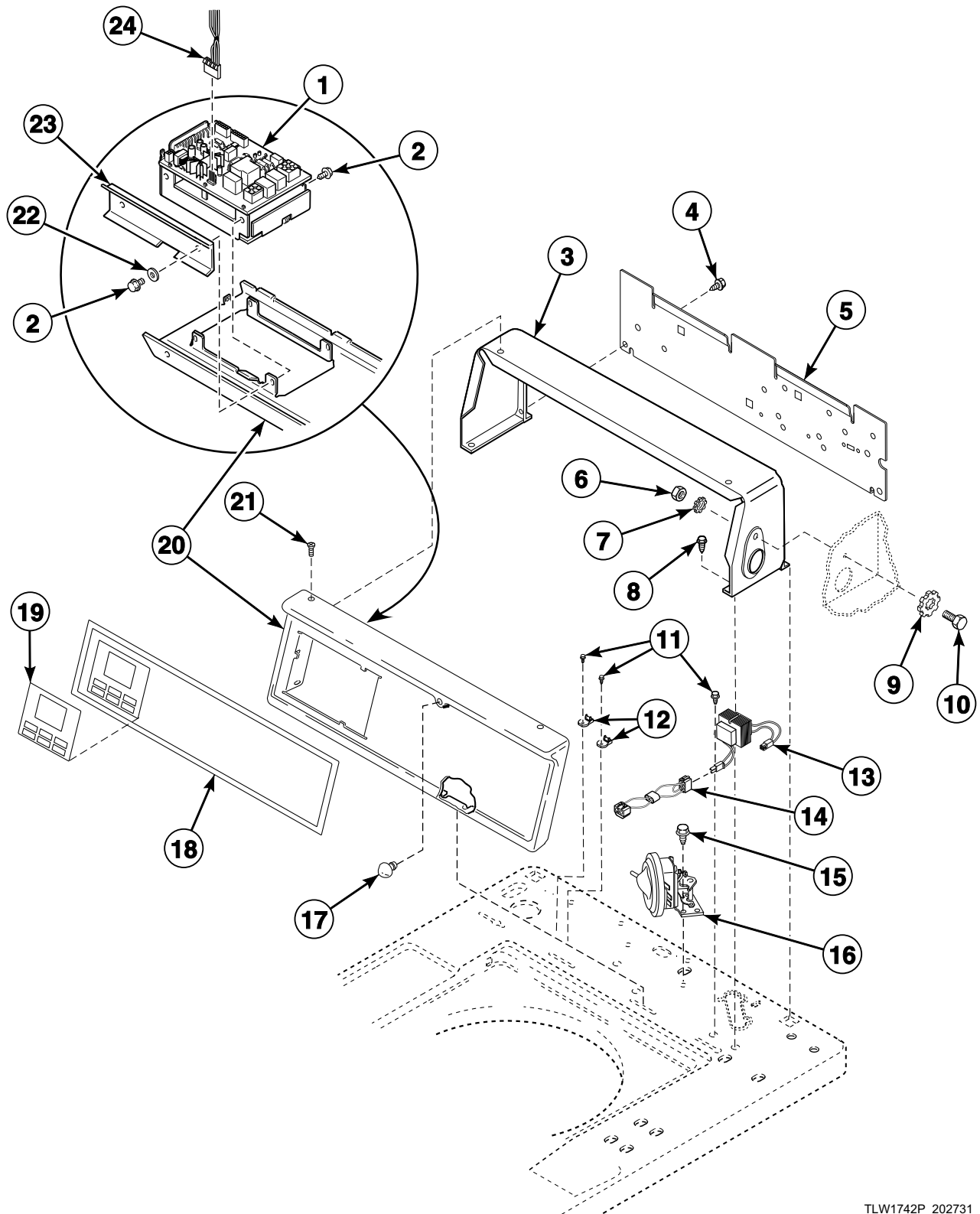
TLW1738P_202731

Control Panel, Control Hood and Controls (Drawing 5 of 11)

REF	PART NO.	DESCRIPTION	COMMENTS
1	37075W	Control Hood	
2	23222	Screw	
3	201405P	Lead-In Wire Harness Assembly	Model HWNSX1SP302UW09
4	39922	Cable Connection Box	
5	39925	Power Cord Assembly	Models GWNSX1PP302EW09 and SWNSX1SP302EW09
	39926	Lead-In Cord	Model HWNSX1SP302UW09
6	52566	Nut	
7	02431	Washer	
8	23962	Screw	
9	F8211201	Electrical Shock Label	
10	M400017	Washer	
11	02916	Screw	
12	39920	Hood Back Panel	
13	501523	Circuit Board Support	
14	37225P	Control Lid Lock Assembly	
15	202655	Pressure Switch	
16	34762	Push-On Clip	
17	F430339	Washer	
18	503661	Screw	
19	210100	Resistor	
20	55882	Switch Assembly	
21	201616	Transformer	
22	201673	Control Overlay	Model SWNSX1SP302EW09
	202022	Control Overlay	Model GWNSX1PP302EW09
	202408	Control Overlay	Model HWNSX1SP302UW09
23	52947	Nut	
24	39536	Lid Switch Indicator Light	
25	39897	Switch Knob	
26	24205	Nut	
27	32648	Control Panel Bumper	
	M400795	Bumper	Extra thick
28	36521WP	Control Panel and Bracket Assembly	
29	500226	Screw	Phillips head
	35528	Screw	Torx head; Optional for added security
30	91176	Washer	
31	201686	Cycle Selector Switch	
32	801431	Light	

Control Panel, Control Hood and Controls (Drawing 6 of 11)

Models BWNBC2PP112TW01, BWNBX2PP112TW01, HWNBC2PP112TQ01, HWNBC2PP112TW01, HWNBD2SP112CQ01, HWNBD2SP112CW01, HWNBE2SP112CW01, HWNBX1SP122DW01, HWNBX2SP112CW01, HWNBX2SP112FW28, NWNBX2SP302NW22, SWNBC2PP112TQ01, SWNBC2PP112TW01, SWNBC2PP112TW02, SWNBC2SP112TQ01, SWNBC2SP112TW01, SWNBX1SP122DW01, SWNBX2PP112TW02, SWNBX2SP082JW01, SWNBX2SP112FW27, SWNBX2SP112TQ01, SWNBX2SP112TW01, SWNBX2SP302NQ22 and SWNBX2SP302NW22



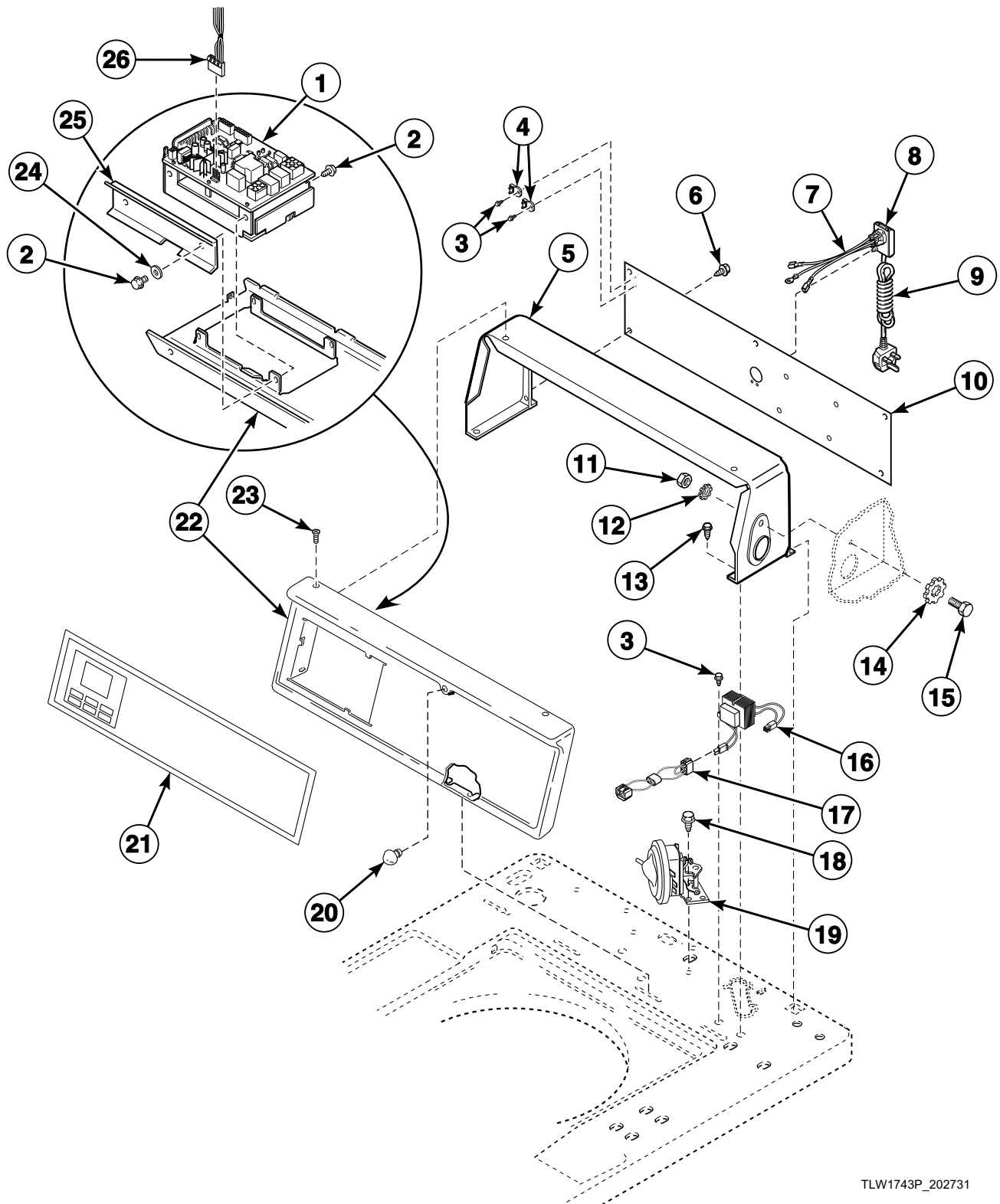
TLW1742P_202731

Control Panel, Control Hood and Controls (Drawing 6 of 11)

REF	PART NO.	DESCRIPTION	COMMENTS
1	202392	Control Assembly	
2	501524	Screw	
3	37075W	Control Hood	White
	37075Q	Control Hood	Bisque
4	23222	Screw	
5	38267	Hood Back Panel	
6	52566	Nut	
7	02431	Washer	
8	501086	Screw	
9	M400017	Washer	
10	02916	Screw	
11	503661	Screw	
12	210100	Resistor	Models NWNBX2SP302NW22, SWNBX2SP302NQ22 and SWNBX2SP302NW22
13	803527P	Transformer	Models NWNBX2SP302NW22, SWNBX2SP082JW01, SWNBX2SP302NQ22 and SWNBX2SP302NW22
	201375P	Transformer	Some models may have jumper wire attached to transformer. Discard jumper wire when replacing transformer.; Models BWNBX2PP112TW01, HWNBE2SP112CW01, HWNBX2SP112CW01, HWNBX2SP112FW28, SWNBX2PP112TW02, SWNBX2SP112FW27, SWNBX2SP112TQ01 and SWNBX2SP112TW01
	210018P	Transformer	All other models
14	M413507	Jumper Configuration Assembly	Models NWNBX2SP302NW22, SWNBX2SP302NQ22 and SWNBX2SP302NW22
15	23962	Screw	
16	202655	Pressure Switch	
17	32648	Control Panel Bumper	
	M400795	Bumper	Extra thick
18	202174	Overlay	Model NWNBX2SP302NW22
	200918	Overlay	Models SWNBC2PP112TQ01, SWNBC2PP112TW01, SWNBC2PP112TW02, SWNBC2SP112TQ01, SWNBC2SP112TW01, SWNBX1SP122DW01, SWNBX2PP112TW02, SWNBX2SP082JW01, SWNBX2SP112FW27, SWNBX2SP112TQ01, SWNBX2SP112TW01, SWNBX2SP302NQ22 and SWNBX2SP302NW22
	200919	Overlay	Models HWNBC2PP112TQ01, HWNBC2PP112TW01, HWNBD2SP112CQ01, HWNBD2SP112CW01, HWNBE2SP112CW01, HWNBX1SP122DW01, HWNBX2SP112CW01 and HWNBX2SP112FW28
	202098	Overlay	Models BWNBC2PP112TW01 and BWNBX2PP112TW01
19	202310	Overlay	French/English; Models HWNBD2SP112CQ01, HWNBD2SP112CW01, HWNBE2SP112CW01 and HWNBX2SP112CW01
20	210042W	Control Panel Assembly	White
	210042Q	Control Panel Assembly	Bisque
21	52864	Screw	Phillips head
	35528	Screw	Torx head
22	200608	Washer	
23	210053	Control Shield	
24	511478	Central Pay Harness	

Control Panel, Control Hood and Controls (Drawing 7 of 11)

Models HWNBX1SP122DW01, HWNBX1SP542DW01, SWNBX1SP122DW01,
SWNBX1SP542DW01 and SWNBX2SP302AW01



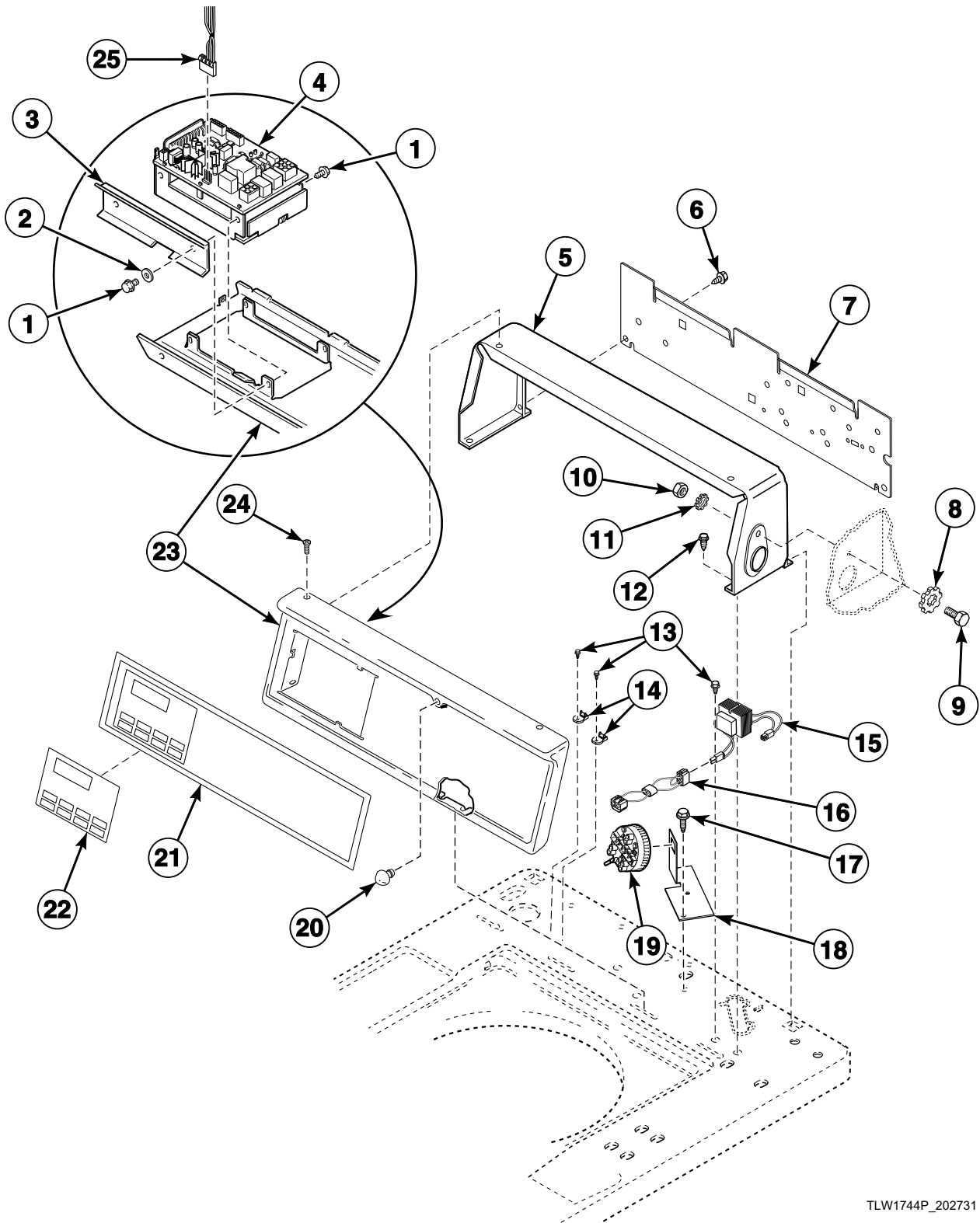
TLW1743P_202731

Control Panel, Control Hood and Controls (Drawing 7 of 11)

REF	PART NO.	DESCRIPTION	COMMENTS
1	202392	Control Assembly	
2	501524	Screw	
3	503661	Screw	
4	210100	Resistor	Models HWNBX1SP542DW01, SWNBX1SP542DW01 and SWNBX2SP302AW01
5	37075W	Control Hood	
6	23222	Screw	
7	39923	Lead-In Wire Harness Assembly	Model SWNBX2SP302AW01
	201405P	Lead-In Wire Harness Assembly	All other models
8	39922	Cable Connection Box	
9	39931	Power Cord Assembly	Model SWNBX2SP302AW01
	804556	Lead-In Cord Assembly	All other models
10	39920	Hood Back Panel	
11	52566	Nut	
12	02431	Washer	
13	501086	Screw	
14	M400017	Washer	
15	02916	Screw	
16	803527P	Transformer	Model SWNBX2SP302AW01
	201375P	Transformer	All other models
17	M413507	Jumper Configuration Assembly	Models HWNBX1SP542DW01, SWNBX1SP542DW01 and SWNBX2SP302AW01
18	23962	Screw	
19	202655	Pressure Switch	
20	32648	Control Panel Bumper	
	M400795	Bumper	Extra thick
21	200919	Overlay	Models HWNBX1SP122DW01 and HWNBX1SP542DW01
	200918	Overlay	All other models
22	210042W	Control Panel Assembly	
23	52864	Screw	
24	200608	Washer	
25	210053	Control Shield	
26	511478	Central Pay Harness	

Control Panel, Control Hood and Controls (Drawing 8 of 11)

Models HWNLE2AP112CW01, HWNLE2HP112CW01, HWNLE2SP112CW01, HWNLX2HP112CW01, HWNLX2SP112CW01, SWNLC2AP112TW01, SWNLC2AP112TW02, SWNLC2HP112TW01, SWNLC2HP112TW02, SWNLC2PP112TW01, SWNLC2PP112TW02, SWNLC2SP112TQ01, SWNLC2SP112TW01, SWNLC2SP112TW02, SWNLX1SP542NW23, SWNLX2AP112TW02, SWNLX2HP112TW01, SWNLX2HP112TW02, SWNLX2PP112TW02, SWNLX2SP112TW01 and SWNLX2SP112TW02



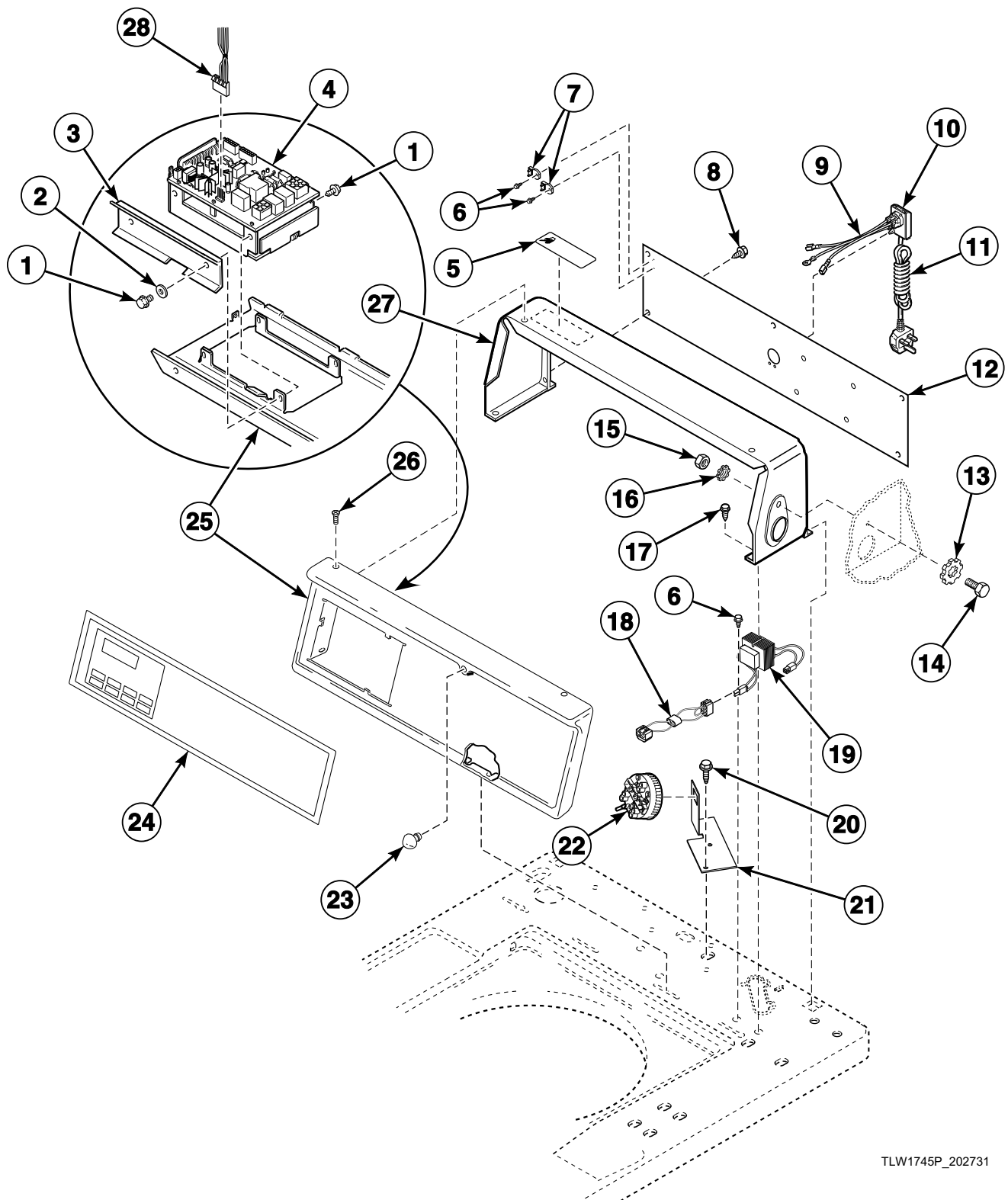
TLW1744P_202731

Control Panel, Control Hood and Controls (Drawing 8 of 11)

REF	PART NO.	DESCRIPTION	COMMENTS
	202828	Options Label	English
	202829	Options Label	Spanish
	NK201	Network Retrofit Kit	Wired
	NK220	Network Controller Kit	Wired
	NK301	Wireless Network Kit	
	NK320	Ethernet Gateway Kit	Wireless
	NK330	USB Gateway Kit	Wireless
1	501524	Screw	
2	200608	Washer	
3	210053	Control Shield	
4	202820	Control Assembly	Models HWNLE2AP112CW01, HWNLE2HP112CW01, HWNLX2HP112CW01, SWNLC2AP112TW01, SWNLC2AP112TW02, SWNLC2HP112TW01, SWNLC2HP112TW02, SWNLX2AP112TW02, SWNLX2HP112TW01 and SWNLX2HP112TW02
	202391P	Control Assembly	All other models
5	37075Q	Control Hood	Model SWNLC2SP112TQ01
	37075W	Control Hood	All other models
6	23222	Screw	
7	38267	Hood Back Panel	
8	M400017	Washer	
9	02916	Screw	
10	52566	Nut	
11	02431	Washer	
12	501086	Screw	
13	503661	Screw	
14	210100	Resistor	Model SWNLX1SP542NW23
15	201375P	Transformer	Some models may have jumper wire attached to transformer. Discard jumper wire when replacing transformer; Models HWNLE2AP112CW01, HWNLE2HP112CW01, HWNLE2SP112CW01, HWNLX2HP112CW01, HWNLX2SP112CW01, SWNLX2AP112TW02, SWNLX2HP112TW01, SWNLX2HP112TW02, SWNLX2PP112TW02, SWNLX2SP112TW01 and SWNLX2SP112TW02
	803527P	Transformer	Model SWNLX1SP542NW23
	210018P	Transformer	All other models
16	M413507	Jumper Configuration Assembly	Model SWNLX1SP542NW23
17	23962	Screw	
18	201789	Pressure Switch Bracket	
19	803638P	Pressure Switch	
	803637	Pressure Switch	Use for higher water level
20	202469	Control Panel Bumper	
	M400795	Bumper	Extra thick
21	202417	Control Overlay	Models HWNLE2AP112CW01, HWNLE2HP112CW01, HWNLE2SP112CW01, HWNLX2HP112CW01 and HWNLX2SP112CW01
	202416	Control Panel Overlay	All other models
22	202309	Control Sticker Overlay	French/English; Models HWNLE2AP112CW01, HWNLE2HP112CW01, HWNLE2SP112CW01, HWNLX2HP112CW01 and HWNLX2SP112CW01
23	210042Q	Control Panel Assembly	Model SWNLC2SP112TQ01
	210042W	Control Panel Assembly	All other models
24	52864	Screw	Phillips head
	35528	Screw	Torx head
25	511478	Central Pay Harness	

Control Panel, Control Hood and Controls (Drawing 9 of 11)

Model SWNLX2SP302AW01



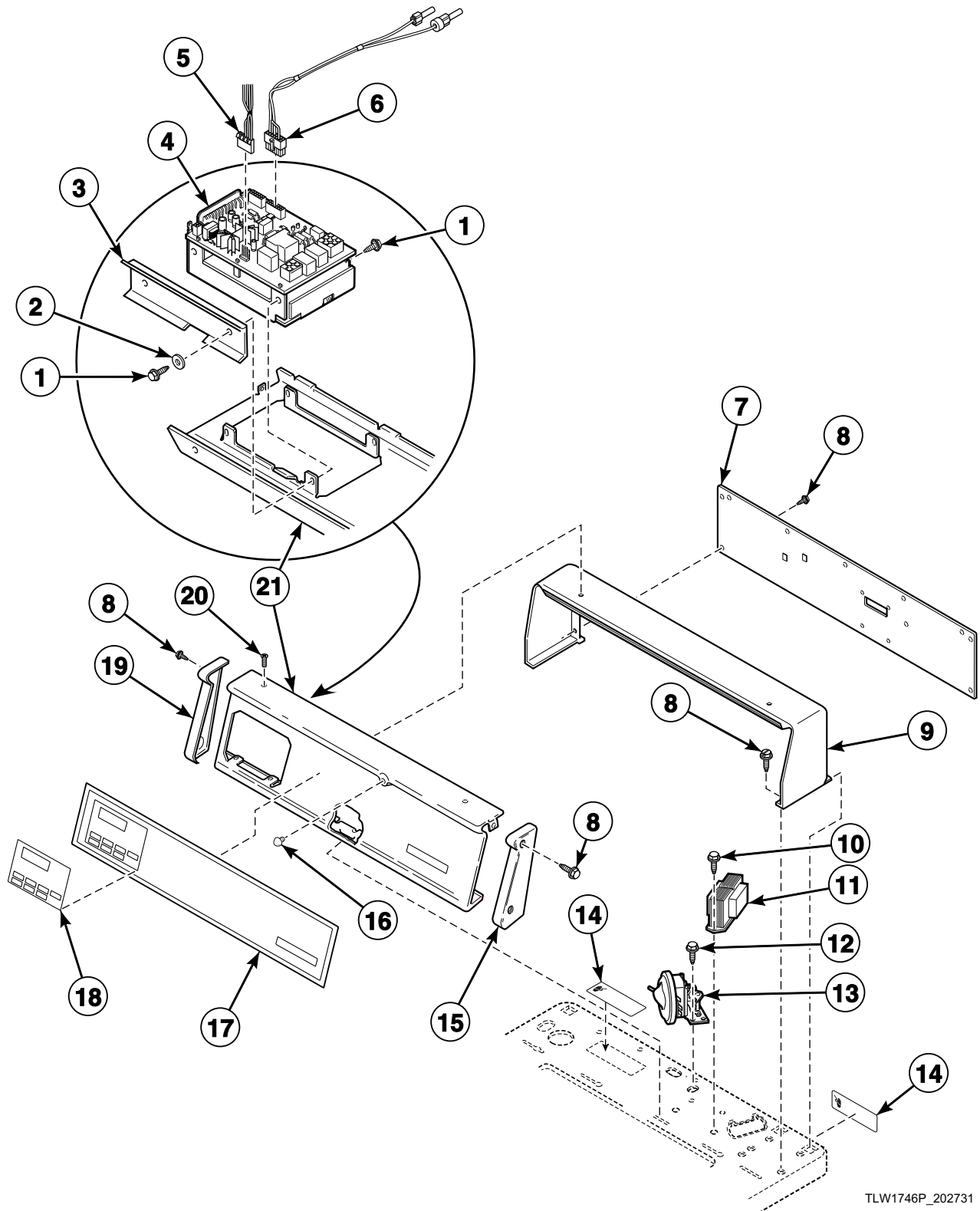
TLW1745P_202731

Control Panel, Control Hood and Controls (Drawing 9 of 11)

REF	PART NO.	DESCRIPTION	COMMENTS
	202829	Options Label	Spanish
	NK201	Network Retrofit Kit	Wired
	NK220	Network Controller Kit	Wired
	NK301	Wireless Network Kit	
	NK320	Ethernet Gateway Kit	Wireless
	NK330	USB Gateway Kit	Wireless
1	501524	Screw	
2	200608	Washer	
3	210053	Control Shield	
4	202391P	Control Assembly	
5	511021	Shock Warning Label	
6	503661	Screw	
7	210100	Resistor	
8	23222	Screw	
9	201405P	Lead-In Wire Harness Assembly	
10	39922	Cable Connection Box	
11	39931	Power Cord Assembly	
12	39920	Hood Back Panel	
13	M400017	Washer	
14	02916	Screw	
15	52566	Nut	
16	02431	Washer	
17	501086	Screw	
18	M413507	Jumper Configuration Assembly	
19	803527P	Transformer	
20	23962	Screw	
21	201789	Pressure Switch Bracket	
22	803638P	Pressure Switch	
	803637	Pressure Switch	Use for higher water level
23	202469	Control Panel Bumper	
	M400795	Bumper	Extra thick
24	202416	Control Panel Overlay	
25	210042W	Control Panel Assembly	
26	52864	Screw	Phillips head
	35528	Screw	Torx head
27	37075W	Control Hood	
28	511478	Central Pay Harness	

Control Panel, Control Hood and Controls (Drawing 10 of 11)

Models BWNBY2PP112TW01, HWNBY2PP112TW01, HWNBY2SP112CW01,
SWNBY2PP112TW01 and SWNBY2SP112TW01



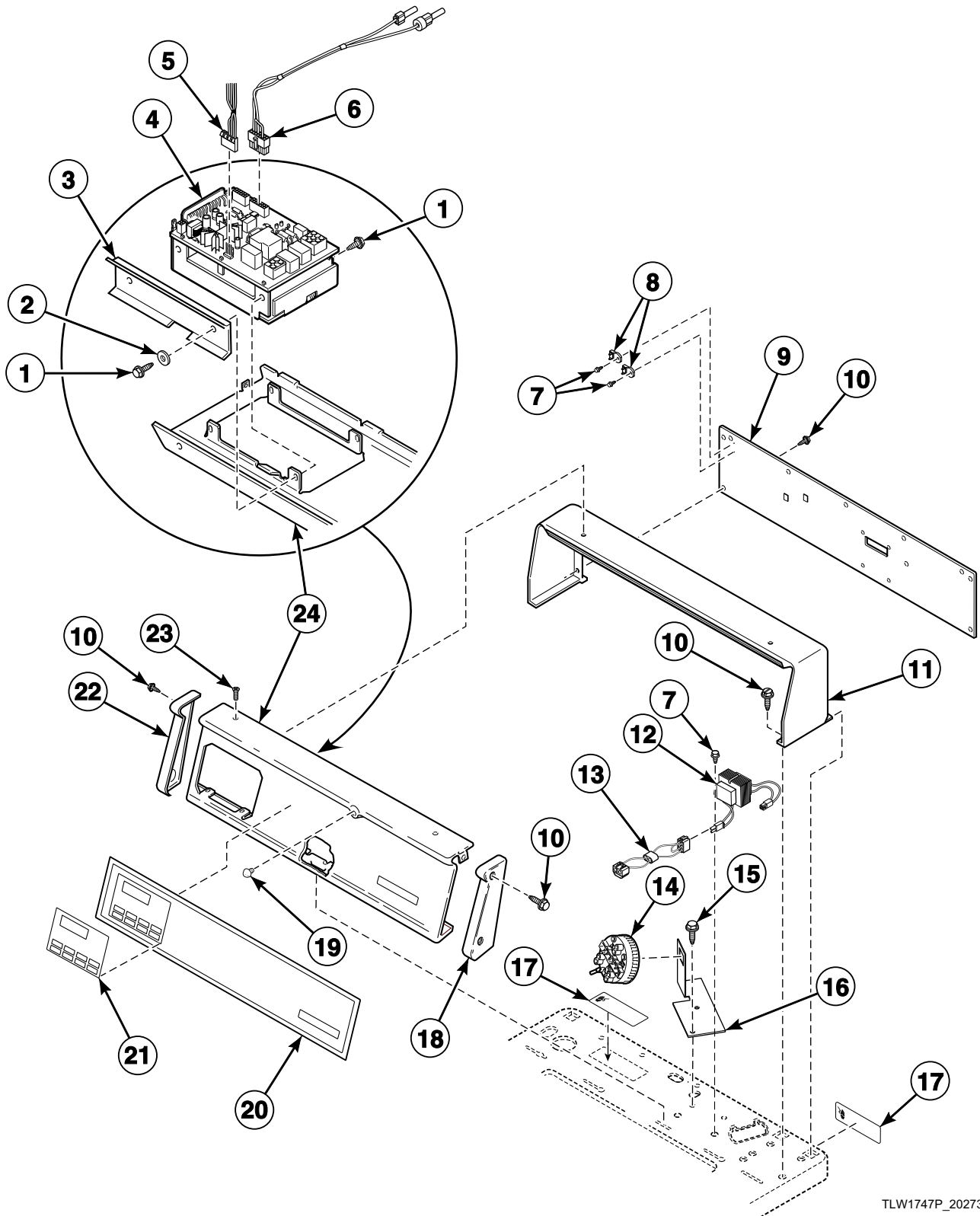
TLW1746P_202731

Control Panel, Control Hood and Controls (Drawing 10 of 11)

REF	PART NO.	DESCRIPTION	COMMENTS
1	501524	Screw	
2	200608	Washer	
3	210053	Control Shield	
4	202392	Control Assembly	
5	511478	Central Pay Harness	
6	800680	Diagnostic Wire Harness Assembly	
7	210143	Rear Panel	
8	501086	Screw	
9	210142W	Control Hood	
10	503661	Screw	
11	210018P	Transformer	Models BWNBY2PP112TW01, SWNBY2PP112TW01 and SWNBY2SP112TW01
	201375P	Transformer	Some models may have jumper wire attached to transformer. Discard jumper wire when replacing transformer.; Models HWNBY2PP112TW01 and HWNBY2SP112CW01
12	23962	Screw	
13	202655	Pressure Switch	
14	505281	Disconnect Power Warning Label	Models BWNBY2PP112TW01, SWNBY2PP112TW01 and SWNBY2SP112TW01
	500316	Warning Label	Models HWNBY2PP112TW01 and HWNBY2SP112CW01
15	210108W	End Cap	Right
16	32648	Control Panel Bumper	
	M400795	Bumper	Extra thick
17	201003	Control Panel Overlay	Models BWNBY2PP112TW01, SWNBY2PP112TW01 and SWNBY2SP112TW01
	201007	Control Panel Overlay	Models HWNBY2PP112TW01 and HWNBY2SP112CW01
18	202310	Overlay	French/English; Models HWNBY2PP112TW01 and HWNBY2SP112CW01
	202832	Overlay	Model BWNBY2PP112TW01
19	210109W	End Cap	Left
20	52864	Screw	
21	210137W	Control Panel Assembly	

Control Panel, Control Hood and Controls (Drawing 11 of 11)

Models HWNLY2HP112CW01, HWNLY2SP112CW01, SWNLY2AP112TW01, SWNLY2HP112TW01, SWNLY2PP112TW01, SWNLY2SP112TW01 and SWNLY2SP302NW22



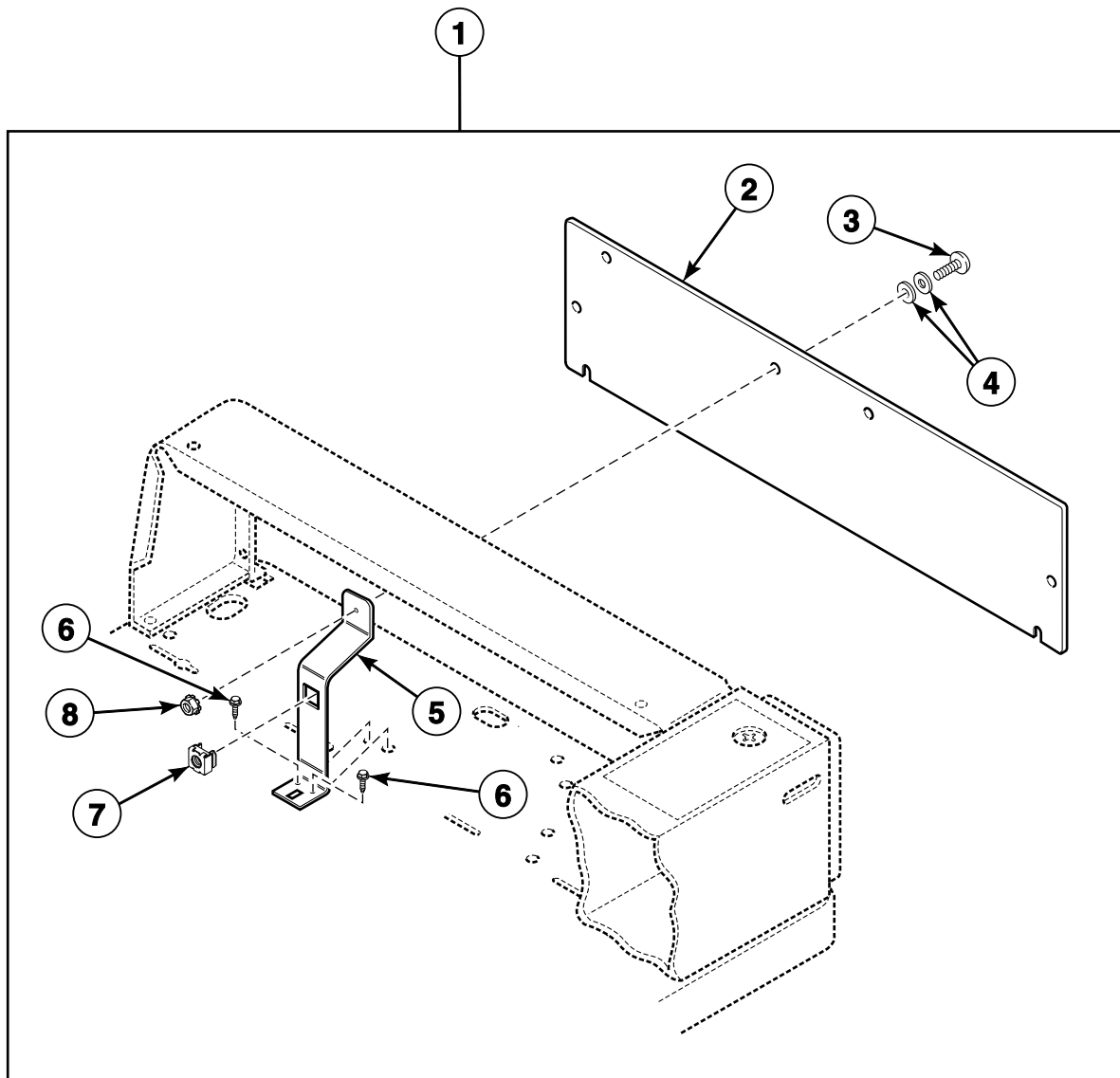
TLW1747P_202731

Control Panel, Control Hood and Controls (Drawing 11 of 11)

REF	PART NO.	DESCRIPTION	COMMENTS
	202829	Options Label	Spanish
	NK201	Network Retrofit Kit	Wired
	NK220	Network Controller Kit	Wired
	NK301	Wireless Network Kit	
	NK320	Ethernet Gateway Kit	Wireless
	NK330	USB Gateway Kit	Wireless
1	501524	Screw	
2	200608	Washer	
3	210053	Control Shield	
4	202820	Control Assembly	Models HWNLY2HP112CW01, SWNLY2AP112TW01 and SWNLY2HP112TW01
	202391P	Control Assembly	All other models
5	511478	Central Pay Harness	
6	800680	Diagnostic Wire Harness Assembly	
7	503661	Screw	Model SWNLY2SP302NW22
8	210100	Resistor	Model SWNLY2SP302NW22
9	210143	Rear Panel	
10	501086	Screw	
11	210142W	Control Hood	
12	803527P	Transformer	Model SWNLY2SP302NW22
	201375P	Transformer	Some models may have jumper wire attached to transformer. Discard jumper wire when replacing transformer.; All other models
13	M413507	Jumper Configuration Assembly	
14	803638P	Pressure Switch	
	803637	Pressure Switch	Use for higher water level
15	23962	Screw	
16	201789	Pressure Switch Bracket	
17	500316	Warning Label	Models HWNLY2HP112CW01 and HWNLY2SP112CW01
	505281	Disconnect Power Warning Label	All other models
18	210108W	End Cap	Right
19	202469	Control Panel Bumper	
	M400795	Bumper	Extra thick
20	202418	Control Overlay	Models HWNLY2HP112CW01 and HWNLY2SP112CW01
	202415	Control Overlay	All other models
21	202309	Control Sticker Overlay	French/English; Models HWNLY2HP112CW01 and HWNLY2SP112CW01
22	210109W	End Cap	Left
23	52864	Screw	
24	210137W	Control Panel Assembly	

Control Hood Security Kit

Models BWNBC2PP112TW01, BWNBX2PP112TW01, HWNBC2PP112TQ01, HWNBC2PP112TW01, HWNBD2SP112CQ01, HWNBD2SP112CW01, HWNBE2SP112CW01, HWNBX1SP122DW01, HWNBX1SP542DW01, HWNBX2SP112CW01, HWNBX2SP112FW28, HWNLE2AP112CW01, HWNLE2HP112CW01, HWNLE2SP112CW01, HWNLX2HP112CW01, HWNLX2SP112CW01, NWNBX2SP302NW22, SWNBC2PP112TQ01, SWNBC2PP112TW01, SWNBC2PP112TW02, SWNBC2SP112TQ01, SWNBC2SP112TW01, SWNBX1SP122DW01, SWNBX1SP542DW01, SWNBX2PP112TW02, SWNBX2SP082JW01, SWNBX2SP112FW27, SWNBX2SP112TQ01, SWNBX2SP112TW01, SWNBX2SP302AW01, SWNBX2SP302NQ22, SWNBX2SP302NW22, SWNLC2AP112TW01, SWNLC2AP112TW02, SWNLC2HP112TW01, SWNLC2HP112TW02, SWNLC2PP112TW01, SWNLC2PP112TW02, SWNLC2SP112TQ01, SWNLC2SP112TW01, SWNLC2SP112TW02, SWNLX1SP542NW23, SWNLX2AP112TW02, SWNLX2HP112TW01, SWNLX2HP112TW02, SWNLX2PP112TW02, SWNLX2SP112TW01, SWNLX2SP112TW02 and SWNLX2SP302AW01



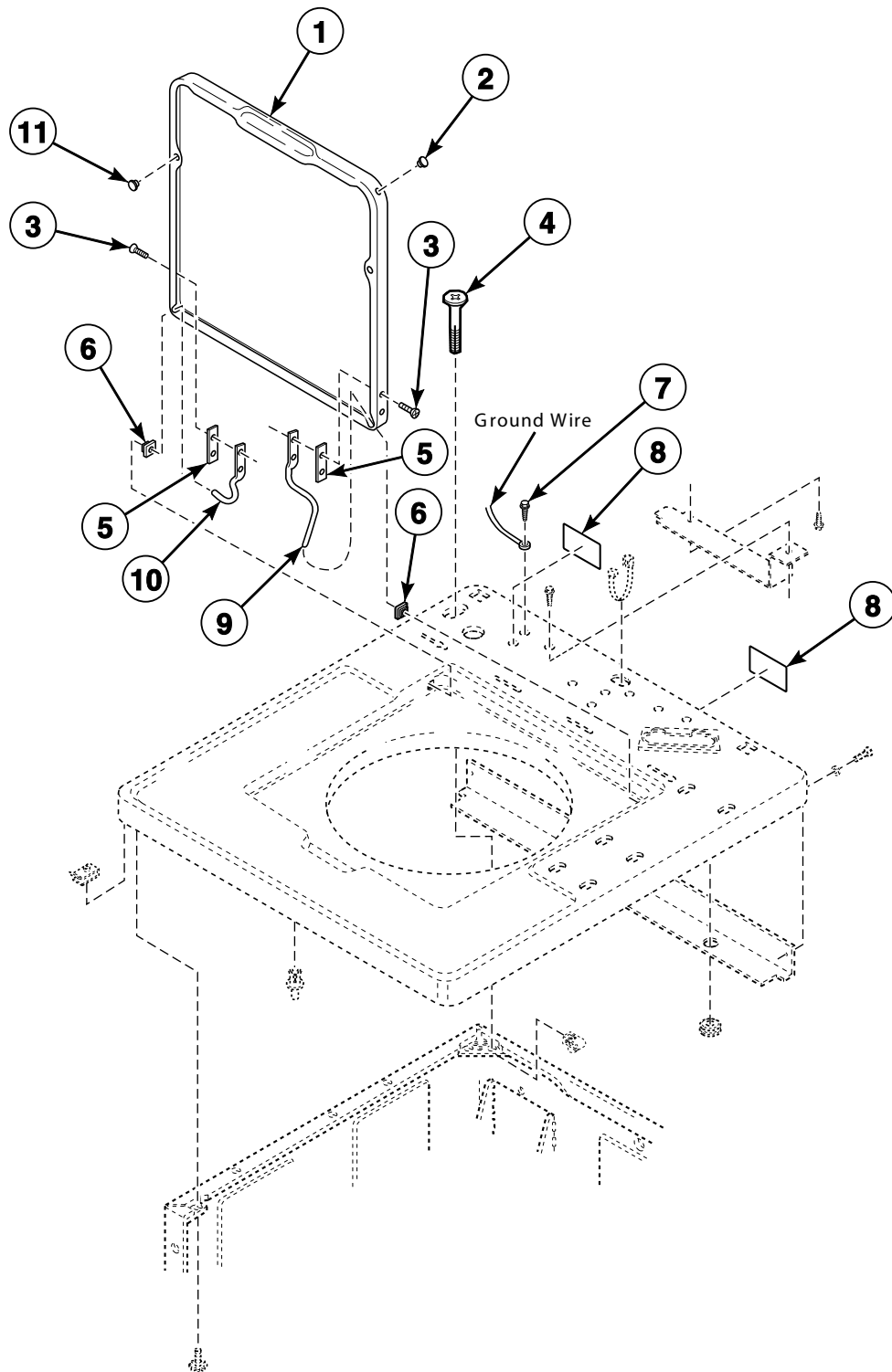
FLW963P_202731

Control Hood Security Kit

REF	PART NO.	DESCRIPTION	COMMENTS
1	904P3	Security Kit	Includes items 2-8
2	201919	Rear Panel	
3	32184	Bolt	
4	25100	Washer	
5	201918	Bracket	
6	503688	Screw	
7	30647	Nut	
8	23951	Nut	

Lid

All Models Except GWNSX1PP302EW09, HWNSX1SP302UW09 and SWNSX1SP302EW09



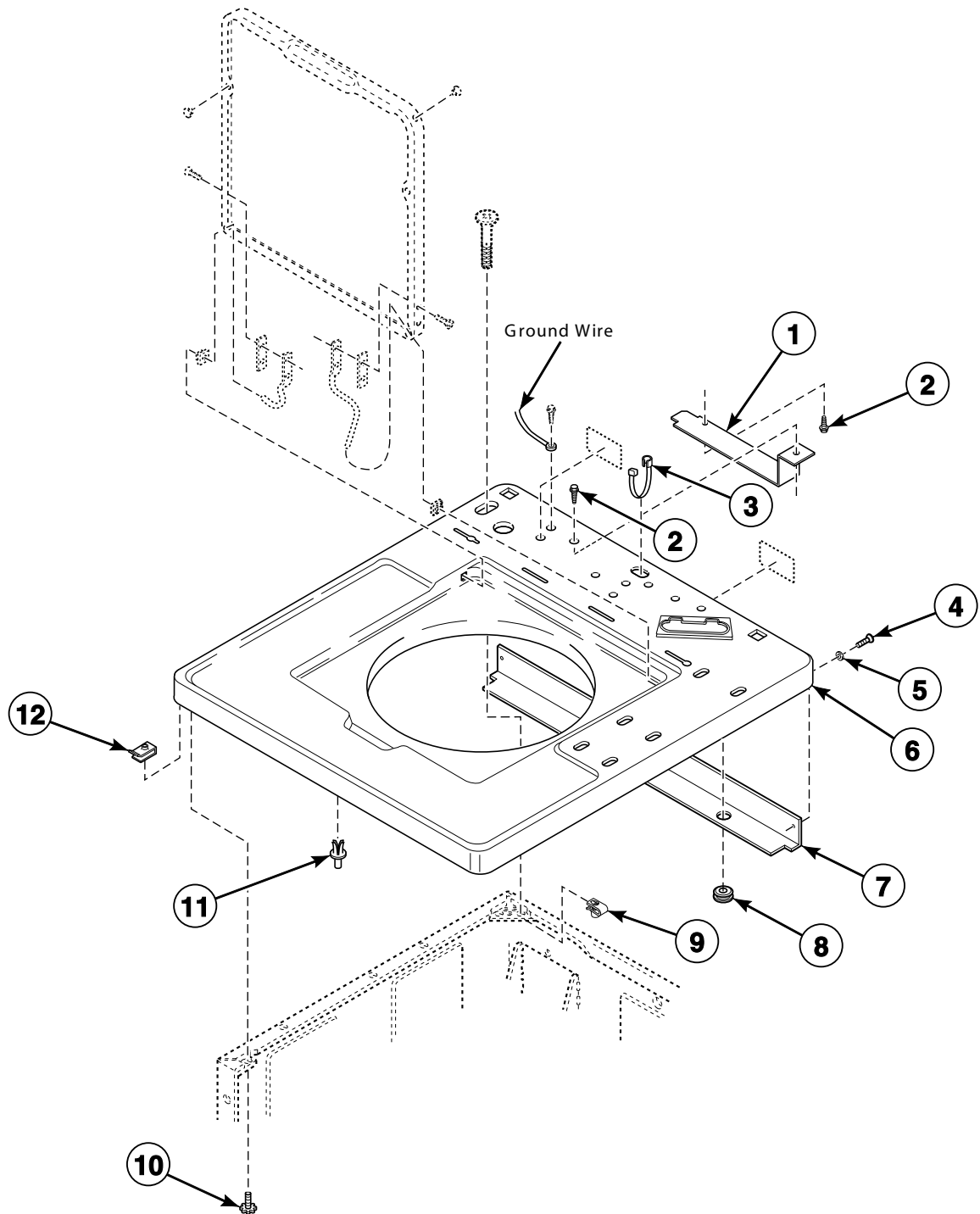
TLW1712P_202731

Lid

REF	PART NO.	DESCRIPTION	COMMENTS
1	201461Q	Lid	Model HWNBD2SP112CQ01
	201461WP	Lid	Models HWNBD2SP112CW01, HWNBE2SP112CW01, HWNBX2SP112CW01, HWNBY2SP112CW01, HWNLE2SP112CW01, HWNLX2SP112CW01 and HWNLY2SP112CW01
	201460QP	Lid and Carton Assembly	Models HWNBC2PP112TQ01, SWNBC2PP112TQ01, SWNBC2SP112TQ01, SWNBX2SP112TQ01, SWNBX2SP302NQ22 and SWNLC2SP112TQ01
	201761W	Lid	Models BWNMN2PP112CW01, BWNSX2PP112CW01, HWNLE2AP112CW01, HWNLE2HP112CW01, HWNLX2HP112CW01, HWNLY2HP112CW01, HWNMN2SP112CW01, HWNSX1SP112CW01, HWNSX2SP112CW01 and UWNMN2SP112CW01
	200891W	Lid	Models HWNBX1SP122DW01, HWNBX1SP542DW01, SWNBX1SP122DW01, SWNBX1SP542DW01, SWNSX1SP302BW01 and SWNSX1SP302UW01
	201760WP	Lid	White; Models GWNMN1PP302AW01, GWNMN2PP302AW01, GWNSX1PP302AW01, GWNSX2PP302AW01, HWNSX1PP112TW01, HWNSX2PP112TW01, NWNMN1SP542NW22, NWNMN2SP302NW22, NWNX2SP302NW22, SWNLC2AP112TW01, SWNLC2AP112TW02, SWNLC2HP112TW01, SWNLC2HP112TW02, SWNLX2AP112TW02, SWNLX2HP112TW01, SWNLX2HP112TW02, SWNLY2AP112TW01, SWNLY2HP112TW01, SWNMN1SP302AW01, SWNMN1SP302NW22, SWNMN1SP302SW01, SWNMN2PP112TW01, SWNMN2SP112TW01, SWNMN2SP112TW08, SWNSX1PP112TW01, SWNSX1PP302AW01, SWNSX1SP112TW01, SWNSX1SP302AW01, SWNSX1SP302NW22, SWNSX1SP302SW01, SWNSX1SP542NW22, SWNSX2PP112TW01, SWNSX2PP112TW02 and SWNSX2SP112TW01
	201760QP	Lid	Bisque; Models HWNSX1PP112TQ01, HWNSX2PP112TQ01, SWNSX1PP112TQ01, SWNSX1SP112TQ01, SWNSX2PP112TQ01 and SWNSX2SP112TQ01
	201460WP	Lid	All other models
	2	34153	Lid Plug
	3	34337	Screw
4	503673	Screw	Optional; For added security
5	34338	Hinge Gasket	
6	33446	Bushing	
7	52909	Screw	
8	500316	Warning Label	Models BWNMN2PP112CW01, BWNSX2PP112CW01, HWNBD2SP112CQ01, HWNBD2SP112CW01, HWNBE2SP112CW01, HWNBX2SP112CW01, HWNBY2SP112CW01, HWNLE2AP112CW01, HWNLE2HP112CW01, HWNLE2SP112CW01, HWNLX2HP112CW01, HWNLX2SP112CW01, HWNLY2HP112CW01, HWNLY2SP112CW01, HWNMN2SP112CW01, HWNSX1SP112CW01, HWNSX2SP112CW01 and UWNMN2SP112CW01
	F8211201	Electrical Shock Label	Models HWNBX1SP122DW01, HWNBX1SP542DW01, SWNBX1SP122DW01, SWNBX1SP542DW01 and SWNSX1SP302UW01
	505281	Disconnect Power Warning Label	All other models
9	36437	Lid Hinge	Right
10	36438	Lid Hinge	Left
11	21685	Bumper	

Cabinet Top

All Models Except GWNSX1PP302EW09, HWNSX1SP302UW09 and SWNSX1SP302EW09



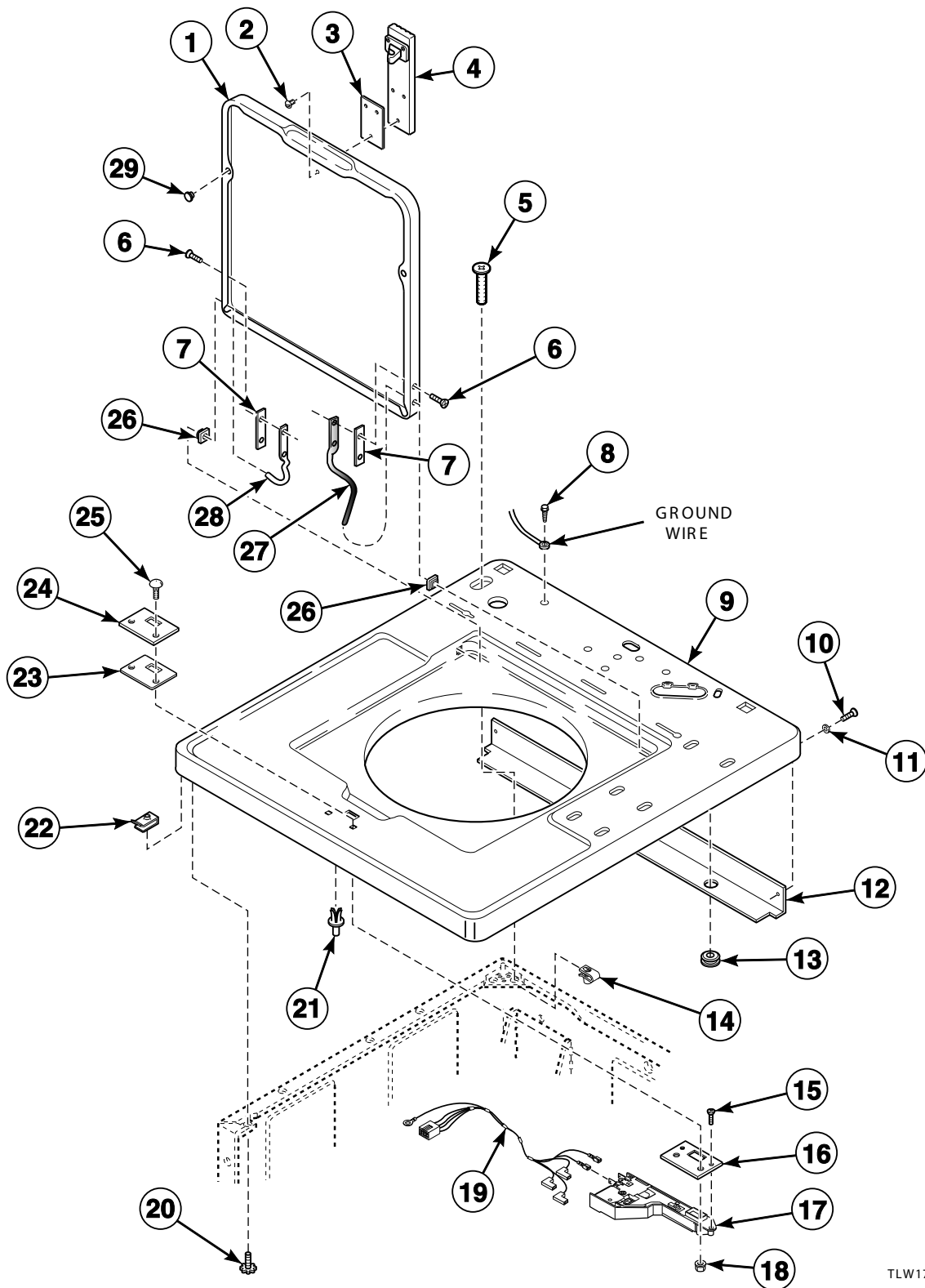
TLW1712PA_202731

Cabinet Top

REF	PART NO.	DESCRIPTION	COMMENTS
1	202083	Bracket	
2	23962	Screw	
3	38384	Strain Relief	
4	431287	Screw	Models GWNMN1PP302AW01, GWNMN2PP302AW01, GWNSX1PP302AW01, GWNSX2PP302AW01, SWNBX2SP302AW01, SWNLX2SP302AW01, SWNMN1SP302AW01, SWNSX1PP302AW01, SWNSX1SP302AW01, SWNSX1SP302BW01 and SWNSX1SP302UW01
5	39249	Washer	Models GWNMN1PP302AW01, GWNMN2PP302AW01, GWNSX1PP302AW01, GWNSX2PP302AW01, SWNBX2SP302AW01, SWNLX2SP302AW01, SWNMN1SP302AW01, SWNSX1PP302AW01, SWNSX1SP302AW01, SWNSX1SP302BW01 and SWNSX1SP302UW01
6	210173WP	Top Assembly	Models BWNBY2PP112TW01, BWNMN2PP112CW01, GWNMN1PP302AW01, GWNMN2PP302AW01, GWNMN2PP112TW01, HWNBY2PP112TW01, HWNBY2SP112CW01, HWNLY2HP112CW01, HWNLY2SP112CW01, HWNMN2PP112TW01, HWNMN2SP112CW01, NWNMN1SP542NW22, NWNMN2SP302NW22, SWNBY2PP112TW01, SWNBY2SP112TW01, SWNLY2AP112TW01, SWNLY2HP112TW01, SWNLY2PP112TW01, SWNLY2SP112TW01, SWNLY2SP302NW22, SWNMN1SP302AW01, SWNMN1SP302NW22, SWNMN1SP302SW01, SWNMN2PP112TW01, SWNMN2SP112TW01, SWNMN2SP112TW08 and UWNMN2SP112CW01
	39339W	Top Assembly	Models SWNBX2SP082JW01 and SWNSX1SP302UW01
	39167QP	Top	Models HWNBC2PP112TQ01, HWNBD2SP112CQ01, HWNSX1PP112TQ01, HWNSX2PP112TQ01, SWNBC2PP112TQ01, SWNBC2SP112TQ01, SWNBX2SP112TQ01, SWNBX2SP302NQ22, SWNLC2SP112TQ01, SWNSX1PP112TQ01, SWNSX1SP112TQ01, SWNSX2PP112TQ01 and SWNSX2SP112TQ01
	39167WP	Top	All other models
7	39744	Top Shield	Models GWNMN1PP302AW01, GWNMN2PP302AW01, GWNSX1PP302AW01, GWNSX2PP302AW01, SWNBX2SP302AW01, SWNLX2SP302AW01, SWNMN1SP302AW01, SWNSX1PP302AW01, SWNSX1SP302AW01, SWNSX1SP302BW01 and SWNSX1SP302UW01
8	80262	Grommet	Models GWNSX1PP302AW01, GWNSX2PP302AW01, SWNBX2SP302AW01, SWNLX2SP302AW01, SWNSX1PP302AW01, SWNSX1SP302AW01 and SWNSX1SP302BW01
9	27222	Nut	Optional; For added security
10	23008	Screw	
11	56534	Support Barrel	
12	36020	Nut	

Lid, Lid Lock and Cabinet Top

Models GWNSX1PP302EW09, HWNSX1SP302UW09 and SWNSX1SP302EW09

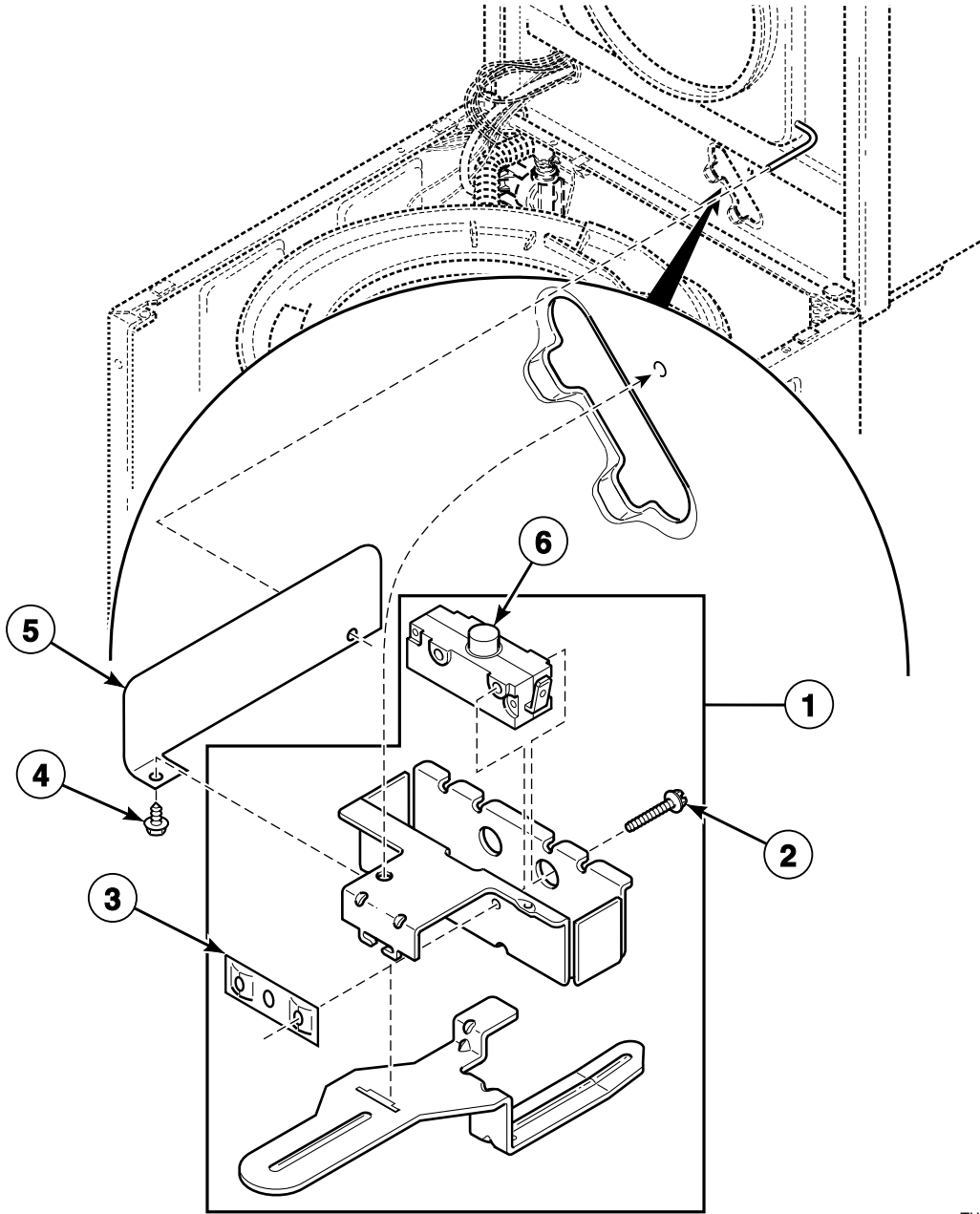


TLW1728P_202731

Lid, Lid Lock and Cabinet Top

REF	PART NO.	DESCRIPTION	COMMENTS
	837P3	Lid Lock Kit	Includes items 4, 15 and 17
1	200892WP	Lid	
2	201415	Screw	
3	201414	Door Lock Spacer	
4	201307P	Lid Lock Catch Assembly	Includes item 3
5	503673	Screw	Optional; For added security
6	34337	Screw	
7	34338	Hinge Gasket	
8	52909	Screw	
9	39184WP	Top Assembly	
10	431287	Screw	
11	39249	Washer	
12	39744	Top Shield	
13	80262	Grommet	
14	27222	Nut	Optional; For added security
15	202623	Screw	
16	29676	Switch Mounting Plate	
17	202434	Lid Lock	
18	22001	Nut	
19	31973	Lid Lock Wire Harness Assembly	
20	23008	Screw	
21	56534	Support Barrel	
22	36020	Nut	
23	30378	Lid Lock Gasket	
24	37828P	Cover Plate	
25	32184	Bolt	
26	33446	Bushing	
27	36437	Lid Hinge	Right
28	36438	Lid Hinge	Left
29	21685	Bumper	

Lid Switch

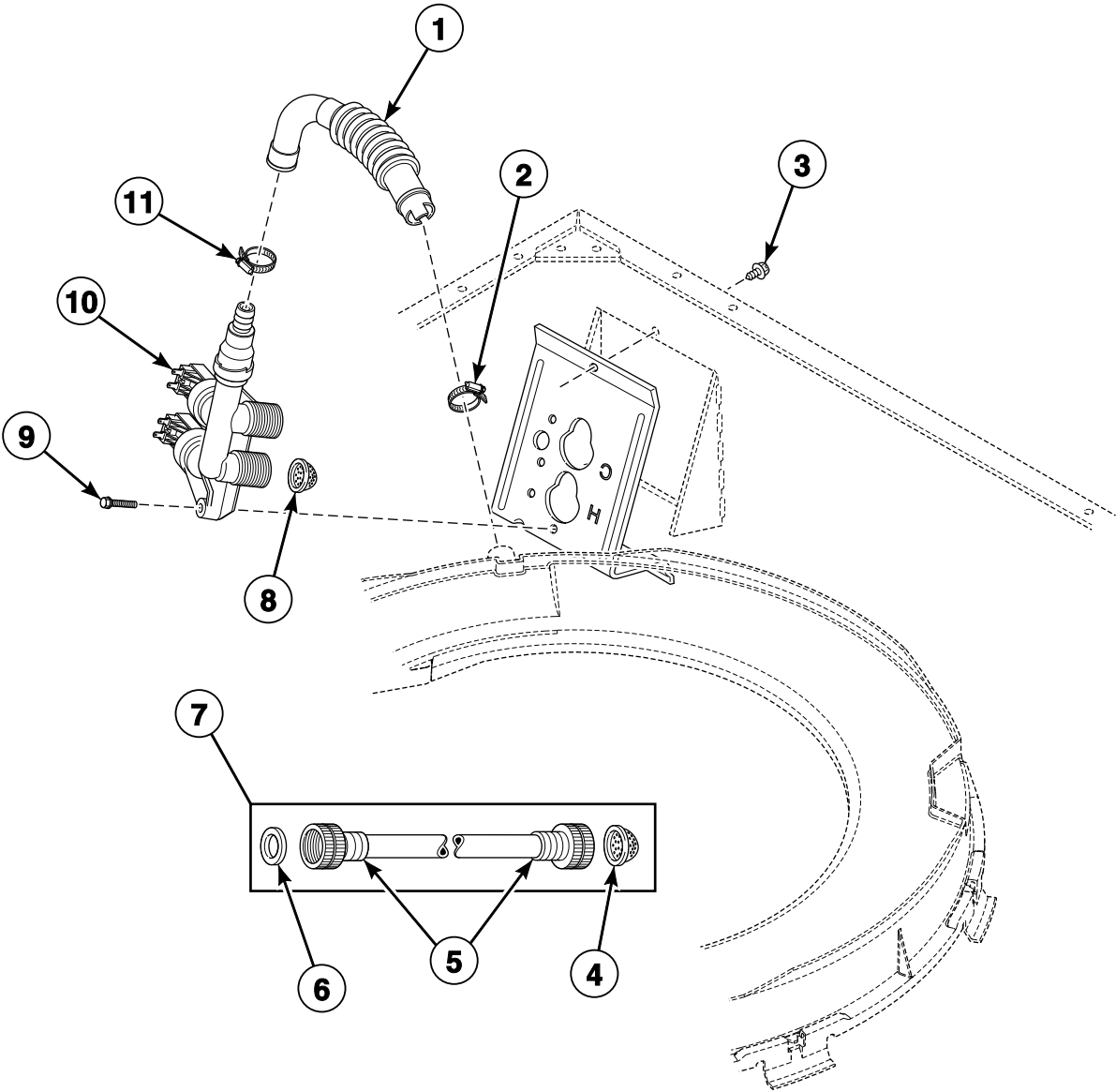


TLW1748P_202731

Lid Switch

REF	PART NO.	DESCRIPTION	COMMENTS
1	39256	Switch Assembly	Models GWNSX1PP302EW09, HWNSX1SP302UW09, SWNSX1SP302BW01, SWNSX1SP302EW09 and SWNSX1SP302UW01
	37631	Lid Switch Assembly	All other models
2	M402574	Screw	
3	M400981	Nut	
4	23962	Screw	
5	202697	Lid Switch Shield	Models HWNBX1SP122DW01, HWNBX1SP542DW01, SWNBX1SP122DW01 and SWNBX1SP542DW01
6	37830	Switch	Models GWNSX1PP302EW09, HWNSX1SP302UW09, SWNSX1SP302BW01, SWNSX1SP302EW09 and SWNSX1SP302UW01
	33445	Switch	All other models

Fill Hose, Mixing Valve-to-Tub Cover Hose and Mixing Valve



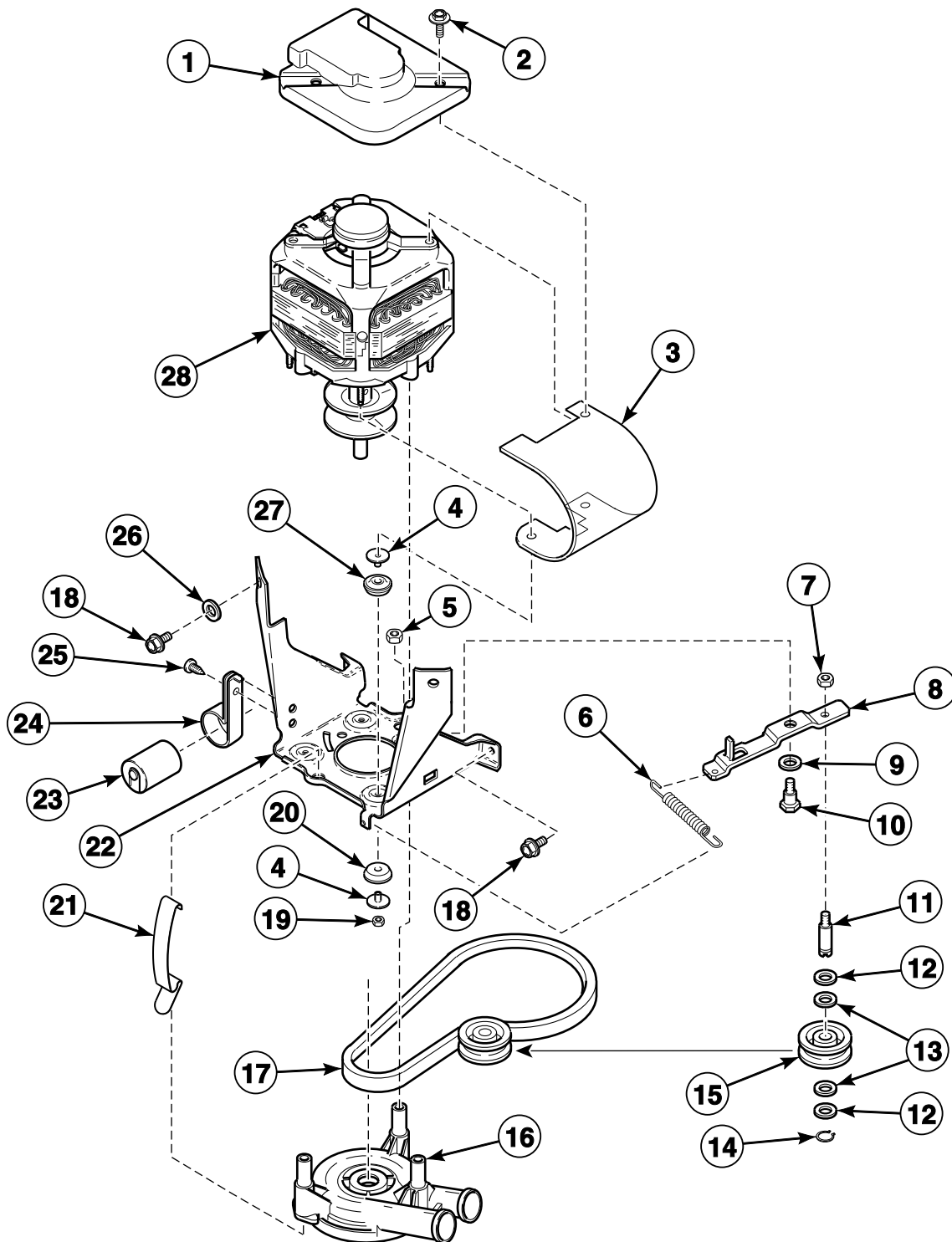
TLW1739P_202731

Fill Hose, Mixing Valve-to-Tub Cover Hose and Mixing Valve

REF	PART NO.	DESCRIPTION	COMMENTS
1	202472	Mixing Valve-to-Tub Cover Hose	
2	800803	Hose Clamp	
3	33562	Screw	
4	803615	Washer	Filter screen
	802254	Washer	Flow restrictor; Water pressure reducer; Available for water pressure up to but not exceeding 120 psi
5	202799	Fill Hose	Models HWNBX1SP122DW01, HWNBX1SP542DW01, SWNBX1SP122DW01 and SWNBX1SP542DW01
	20617	Fill Hose	8 feet; 2 U.S. standard thread hose couplings; All other models
	20618	Fill Hose	10 feet; 2 U.S. standard thread hose couplings; All other models
	37380	Fill Hose	8 feet; 1 U.S. standard thread and 1 metric thread hose coupling; All other models
	37381	Fill Hose	10 feet; 1 U.S. standard thread and 1 metric thread hose coupling; All other models
6	20290	Washer	
7	F200116	Water Hose	5 feet; Includes items 4 and 6; 2 U.S. standard thread hose couplings; All models except HWNBX1SP122DW01, HWNBX1SP542DW01, SWNBX1SP122DW01 and SWNBX1SP542DW01
	38349P	Fill Hose Kit	5 feet; Includes 2 of item 6; 1 U.S. standard thread and 1 metric thread hose coupling; All models except HWNBX1SP122DW01, HWNBX1SP542DW01, SWNBX1SP122DW01 and SWNBX1SP542DW01
8	24122	Mixing Valve Screen	
9	39397	Screw	
10	202396	Mixing Valve	Models GWNMN1PP302AW01, GWNMN2PP302AW01, GWNSX1PP302AW01, GWNSX1PP302EW09, GWNSX2PP302AW01, HWNBX1SP542DW01, HWNSX1SP302UW09, NWNBX2SP302NW22, NWNMN1SP542NW22, NWNMN2SP302NW22, NWNMX2SP302NW22, SWNBX1SP542DW01, SWNBX2SP302AW01, SWNBX2SP302NQ22, SWNBX2SP302NW22, SWNLX1SP542NW23, SWNMN1SP302AW01, SWNMN1SP302NW22, SWNMN1SP302SW01, SWNSX1PP302AW01, SWNSX1SP302AW01, SWNSX1SP302BW01, SWNSX1SP302EW09 and SWNSX1SP302SW01
	202395	Mixing Valve	All other models
11	36801	Hose Clamp	

Motor, Belt, Pump and Idler Assembly (Drawing 1 of 3)

Models GWNSX1PP302EW09, HWNSX1SP302UW09, SWNSX1SP302EW09 and SWNSX1SP302UW01



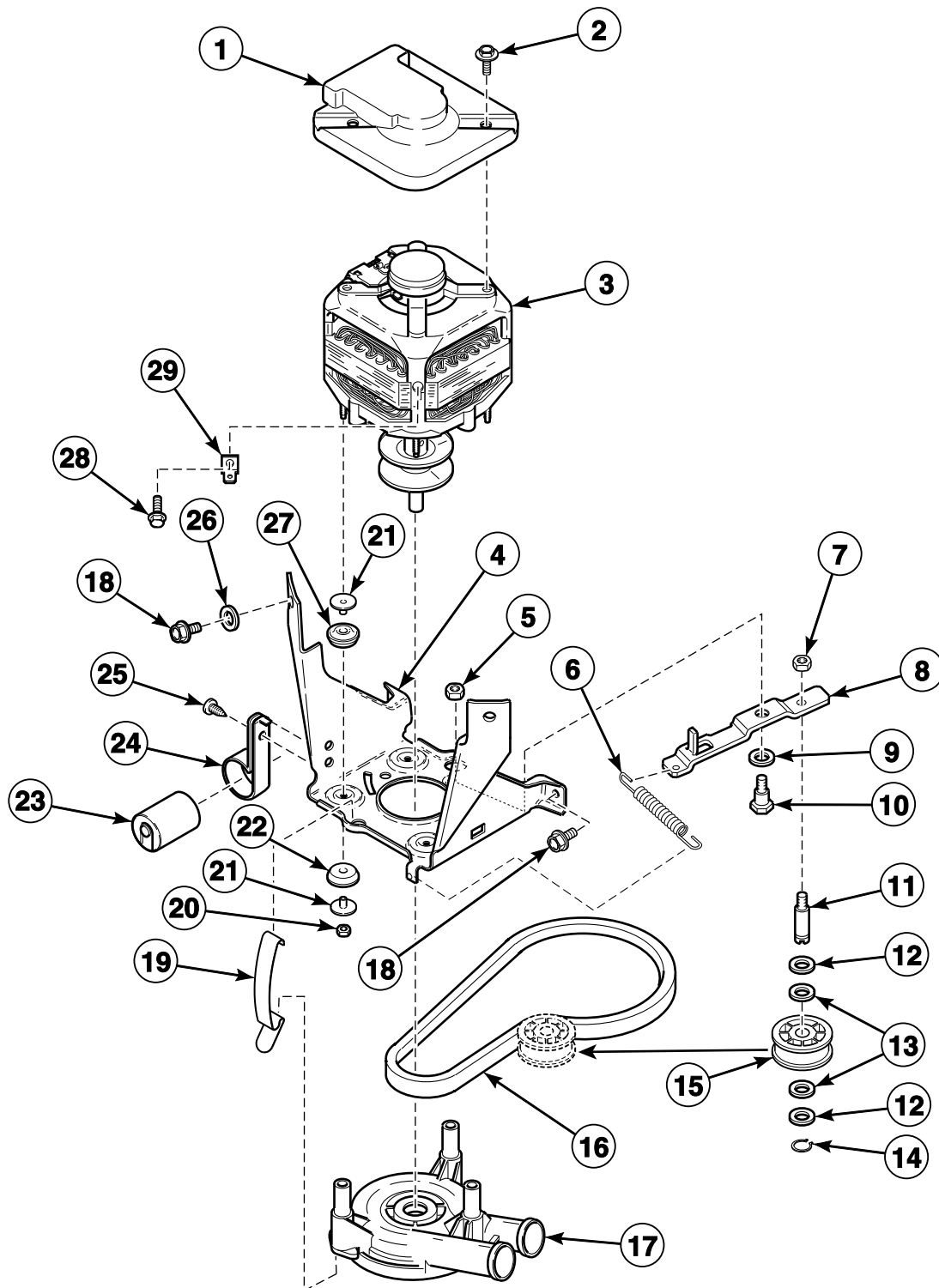
TLW1730P_202731

Motor, Belt, Pump and Idler Assembly (Drawing 1 of 3)

REF	PART NO.	DESCRIPTION	COMMENTS
1	34754	Motor Shield	
2	36639	Screw	
3	36965	Motor Side Shield	
4	38325	Isolator Post	
5	52566	Nut	
6	201189	Idler Lever Spring	
	202032	Idler Lever Spring	Use on units experiencing low RPM
7	28803	Nut	
8	38011	Idler Lever	
9	81392	Washer	
10	27229	Screw	
11	210186	Idler Shaft	
12	504082	Washer	
13	52549	Washer	Nylatron
14	23748	Retaining Ring	
15	38225P	Idler Pulley	
16	201566P	Pump	
	201442P	Pump Assembly	Heavy duty
17	200923	Agitate and Spin Belt	
18	35369	Screw	
19	685846	Nut	
20	38396	Motor Mount	
21	210202	Spring Clip	
22	200941	Motor Mount Bracket	
23	39259P	Capacitor and Clamp Kit	
24	37535	Capacitor Clamp	
25	52909	Screw	
26	37772	Washer	
27	38395	Motor Mount	
28	835P3	Motor Kit	1 speed; 240 Volt/50 Hertz

Motor, Belt, Pump and Idler Assembly (Drawing 2 of 3)

Models GWNMN1PP302AW01, GWNMN2PP302AW01, GWNSX1PP302AW01, GWNSX2PP302AW01, SWNBX2SP302AW01, SWNLX2SP302AW01, SWNLY2SP302NW22, SWNMN1SP302AW01, SWNMN1SP302SW01, SWNSX1PP302AW01, SWNSX1SP302AW01, SWNSX1SP302BW01 and SWNSX1SP302SW01



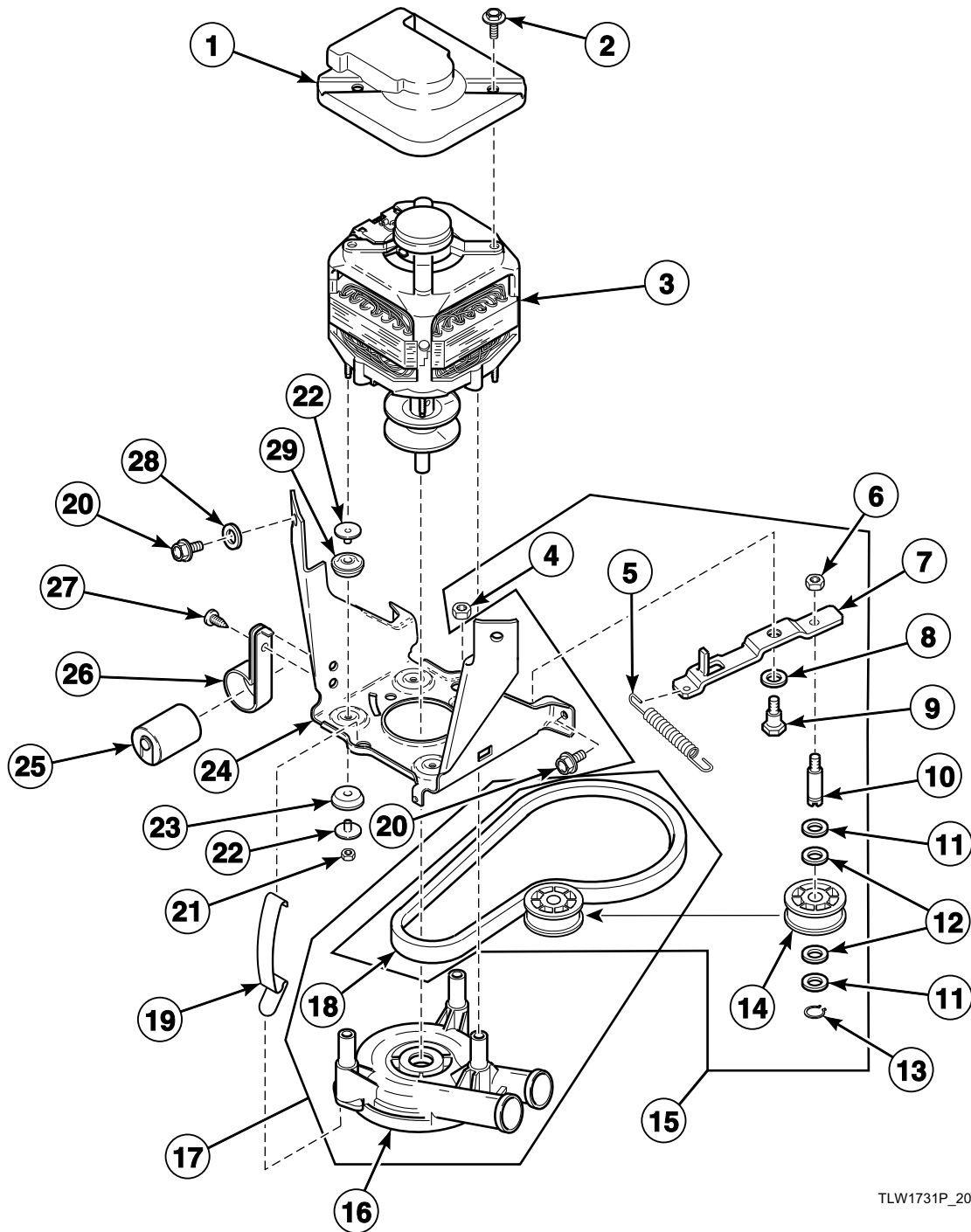
TLW1713P_202731

Motor, Belt, Pump and Idler Assembly (Drawing 2 of 3)

REF	PART NO.	DESCRIPTION	COMMENTS
1	34754	Motor Shield	
2	36639	Screw	
3	201433P	Motor Kit	240 Volt/50 Hertz; 2 speed; Models GWNMN2PP302AW01, GWNSX2PP302AW01, SWNBX2SP302AW01, SWNLX2SP302AW01 and SWNLY2SP302NW22
	835P3	Motor Kit	240 Volt/50 Hertz; 1 speed; All other models
4	200941	Motor Mount Bracket	
5	52566	Nut	
6	201189	Idler Lever Spring	
	202032	Idler Lever Spring	Use on units experiencing low RPM
7	28803	Nut	
8	38011	Idler Lever	
9	81392	Washer	
10	27229	Screw	
11	210186	Idler Shaft	
12	504082	Washer	
13	52549	Washer	Nylatron
14	23748	Retaining Ring	
15	38225P	Idler Pulley	
16	200923	Agitate and Spin Belt	
17	201566P	Pump	
	201442P	Pump Assembly	Heavy duty
18	35369	Screw	
19	210202	Spring Clip	
20	685846	Nut	
21	38325	Isolator Post	
22	38396	Motor Mount	
23	39259P	Capacitor and Clamp Kit	All models except SWNLX2SP302AW01 and SWNLY2SP302NW22
24	37535	Capacitor Clamp	All models except SWNLX2SP302AW01 and SWNLY2SP302NW22
25	52909	Screw	All models except SWNLX2SP302AW01 and SWNLY2SP302NW22
26	37772	Washer	
27	38395	Motor Mount	
28	20530	Screw	
29	00177	Male Tab Terminal	

Motor, Belt, Pump and Idler Assembly (Drawing 3 of 3)

All Models Except GWNMN1PP302AW01, GWNMN2PP302AW01, GWNSX1PP302AW01, GWNSX1PP302EW09, GWNSX2PP302AW01, HWNSX1SP302UW09, SWNBX2SP302AW01, SWNLX2SP302AW01, SWNLY2SP302NW22, SWNMN1SP302AW01, SWNMN1SP302SW01, SWNSX1PP302AW01, SWNSX1SP302AW01, SWNSX1SP302BW01, SWNSX1SP302EW09, SWNSX1SP302SW01 and SWNSX1SP302UW01

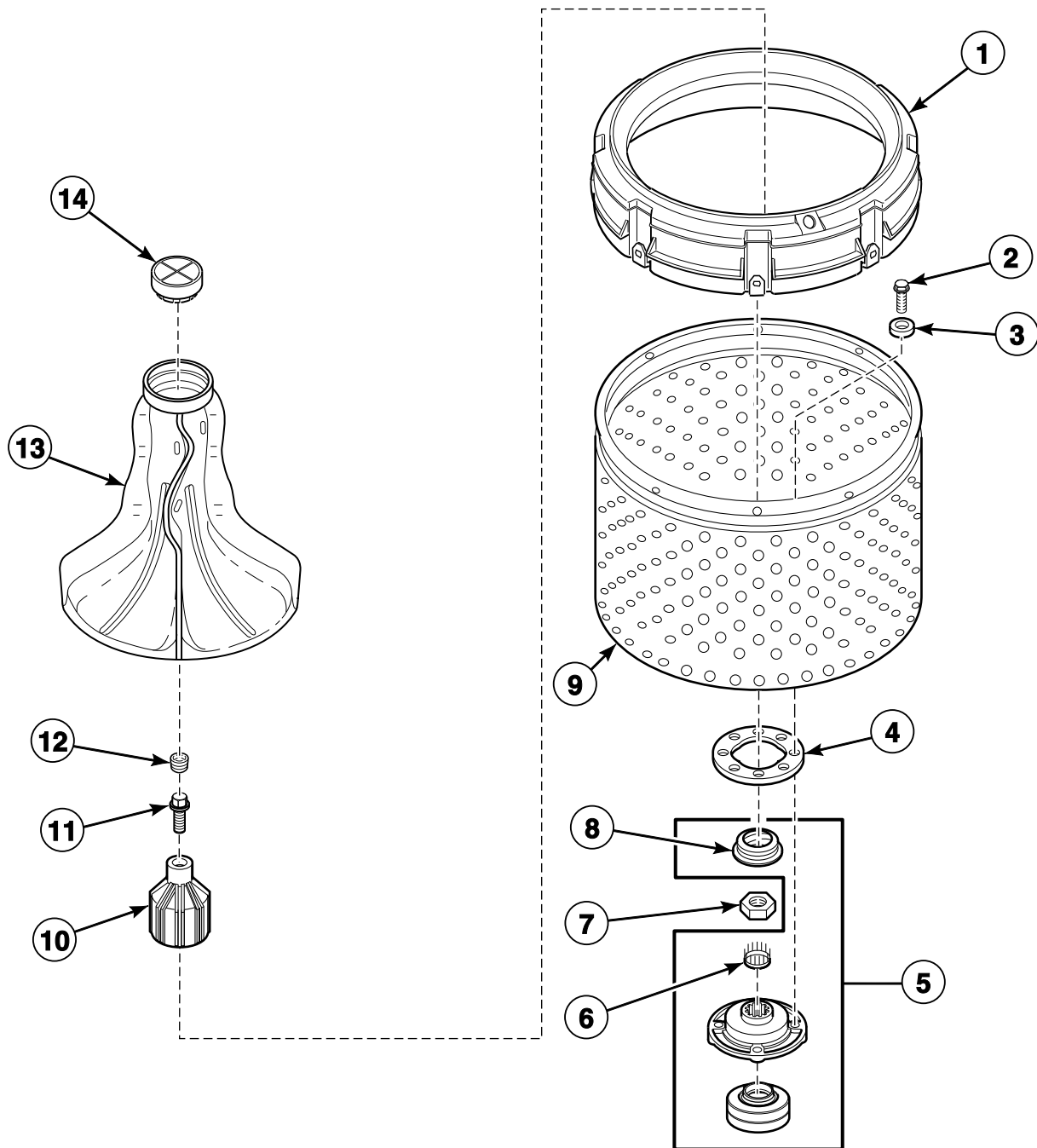


TLW1731P_202731

Motor, Belt, Pump and Idler Assembly (Drawing 3 of 3)

REF	PART NO.	DESCRIPTION	COMMENTS
1	34754	Motor Shield	
2	36639	Screw	
3	38035P	Motor Kit	115 Volt/60 Hertz; 1 speed; Models HWNSX1PP112TQ01, HWNSX1PP112TW01, HWNSX1SP112CW01, SWNSX1PP112TQ01, SWNSX1PP112TW01, SWNSX1SP112TQ01 and SWNSX1SP112TW01
	35030P	Motor Assembly	240 Volt/60 Hertz; 1 speed; Models HWNBX1SP542DW01, NWNMN1SP542NW22, SWNBX1SP542DW01, SWNLX1SP542NW23 and SWNSX1SP542NW22
	202457	Motor Assembly	Models HWNBX1SP122DW01 and SWNBX1SP122DW01
	835P3	Motor Kit	240 Volt/50 Hertz; 1 speed; Models SWNMN1SP302NW22 and SWNSX1SP302NW22
	201433P	Motor Kit	240 Volt/50 Hertz; 2 speed; Models NWNBX2SP302NW22, NWNMN2SP302NW22, NWNX2SP302NW22, SWNBX2SP302NQ22 and SWNBX2SP302NW22
	38034P	Motor Kit	2 speed; All other models
4	52566	Nut	
5	201189	Idler Lever Spring	
	202032	Idler Lever Spring	Use on units experiencing low RPM
6	28803	Nut	
7	38011	Idler Lever	
8	81392	Washer	
9	27229	Screw	
10	210186	Idler Shaft	Included in item 15
11	504082	Washer	
12	52549	Washer	Nylatron
13	23748	Retaining Ring	
14	38225P	Idler Pulley	
15	959P3	Idler Lever Kit	Includes items 4-14 (201189 Idler Lever Spring) and 18 (38174 Belt)
16	201566P	Pump	
	201442P	Pump Assembly	Heavy duty
17	RB150003	Belt and Pump Kit	Includes items 16 and 18 (38174 Belt)
18	200923	Agitate and Spin Belt	Models NWNBX2SP302NW22, NWNMN2SP302NW22, NWNSX2SP302NW22, SWNBX2SP302NQ22, SWNBX2SP302NW22, SWNMN1SP302NW22 and SWNSX1SP302NW22
	38174	Agitate and Spin Belt	All other models
19	210202	Spring Clip	
20	35369	Screw	
21	35423	Nut	
22	38325	Isolator Post	
23	38396	Motor Mount	
24	200941	Motor Mount Bracket	
25	39259P	Capacitor and Clamp Kit	Models SWNMN1SP302NW22 and SWNSX1SP302NW22
	37377	Capacitor	All models except HWNBX1SP542DW01, NWNBX2SP302NW22, NWNMN1SP542NW22, NWNMN2SP302NW22, NWNSX2SP302NW22, SWNBX1SP542DW01, SWNBX2SP302NQ22, SWNBX2SP302NW22, SWNMN1SP302NW22, SWNSX1SP302NW22 and SWNSX1SP542NW22
26	37535	Capacitor Clamp	All models except HWNBX1SP542DW01 and SWNBX1SP542DW01
27	52909	Screw	
28	37772	Washer	
29	38395	Motor Mount	

Agitator, Drive Bell, Hub and Lip Seal Kit and Washtub

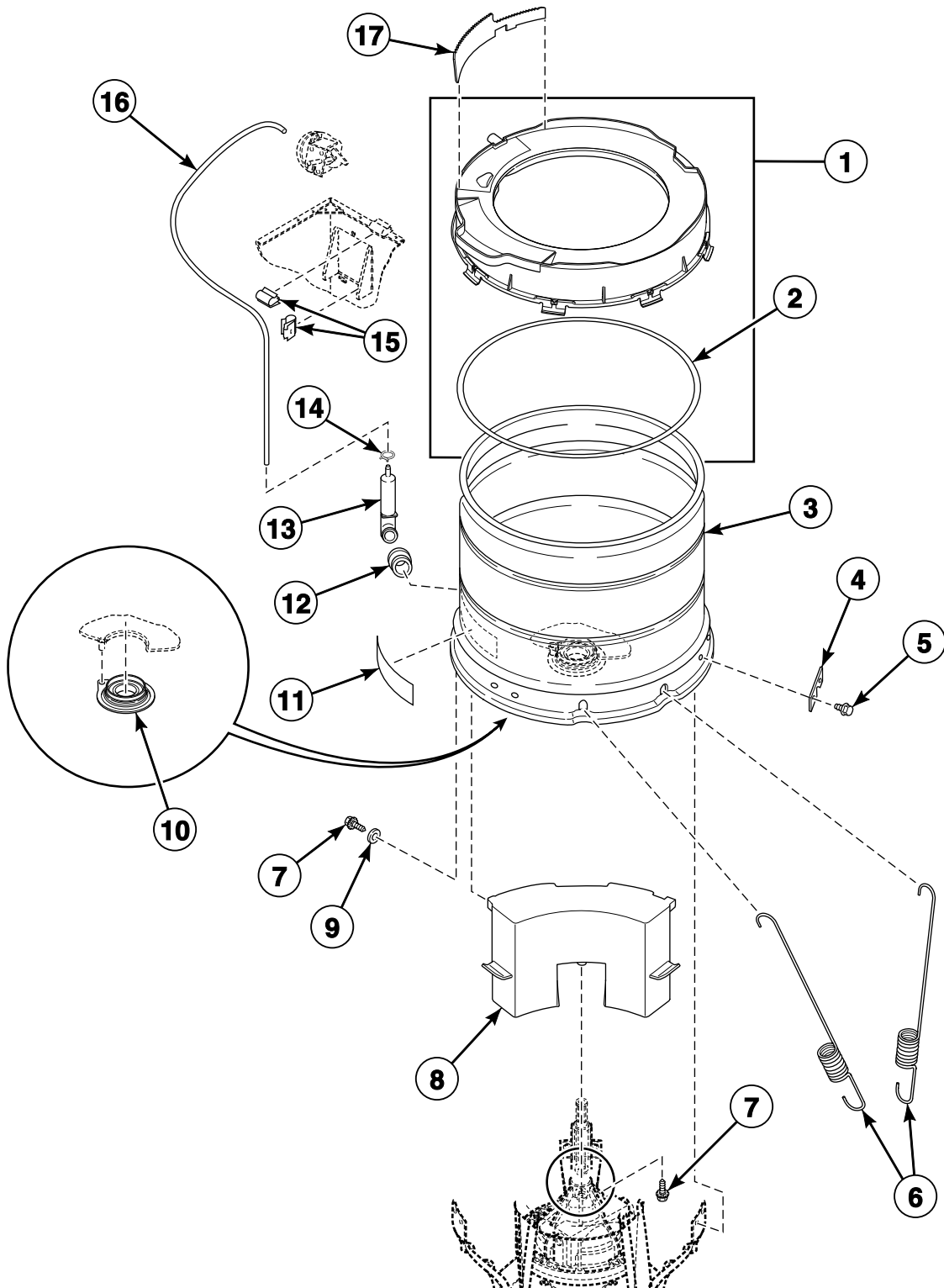


TLW1483P_202731

Agitator, Drive Bell, Hub and Lip Seal Kit and Washtub

REF	PART NO.	DESCRIPTION	COMMENTS
1	39837	Balance Ring Assembly	
2	27202	Screw	
3	28094	Washer	Rubber; Use with porcelain washtub
4	39122	Washtub Gasket	
5	766P3A	Hub and Lip Seal Kit	DO NOT use any sealant other than 200996P Sealant; Includes item 10 and installation tool
	200996P	Sealant	Use with hub and lip seal kit
6	29728	Spline Insert	
7	29220	Nut	
8	36425	Bell and Transmission Tube Seal	
	36765P	Grease	Use with bell and transmission tube seal
9	39250P	Tub Kit	Blue porcelain; Models BWNBC2PP112TW01, BWNBX2PP112TW01, BWNBY2PP112TW01, BWNMN2PP112CW01, BWNSX2PP112CW01, GWNMN1PP302AW01, GWNMN2PP302AW01, GWNMN2PP112TW01, GWNSX1PP302AW01, GWNSX1PP302EW09, GWNSX2PP112TW01, GWNSX2PP302AW01, HWNBC2PP112TQ01, HWNBC2PP112TW01, HWNBY2PP112TW01, HWNMN2PP112TW01, HWNSX1PP112TQ01, HWNSX1PP112TW01, HWNSX2PP112TQ01, HWNSX2PP112TW01, SWNBC2PP112TQ01, SWNBC2PP112TW01, SWNBC2PP112TW02, SWNBX2PP112TW02, SWNBY2PP112TW01, SWNLC2PP112TW01, SWNLC2PP112TW02, SWNLX2PP112TW02, SWNLY2PP112TW01, SWNMN2PP112TW01, SWNSX1PP112TQ01, SWNSX1PP112TW01, SWNSX1PP302AW01, SWNSX2PP112TQ01, SWNSX2PP112TW01 and SWNSX2PP112TW02
	39252P	Tub Assembly	Models HWNLE2AP112CW01, SWNLC2AP112TW01, SWNLC2AP112TW02, SWNLX2AP112TW02 and SWNLY2AP112TW01
	39387P	Tub Assembly	Models HWNLE2HP112CW01, HWNLX2HP112CW01, HWNLY2HP112CW01, SWNLC2HP112TW01, SWNLC2HP112TW02, SWNLX2HP112TW01, SWNLX2HP112TW02 and SWNLY2HP112TW01
	719P3	Washtub Kit	Stainless steel; All other models
10	39508P	Drive Bell and Seal Kit	Includes items 8, 11 and 12
11	39432	Screw	
12	36511	Bell Plug	
13	36507	Flex Vane Agitator	Models SWNMN1SP302SW01 and SWNSX1SP302SW01
	33174	Agitator	All other models
14	36515	Agitator Cap	

Outer Tub, Cover, Bearing and Seal Housing, Pressure Hose and Counterweight

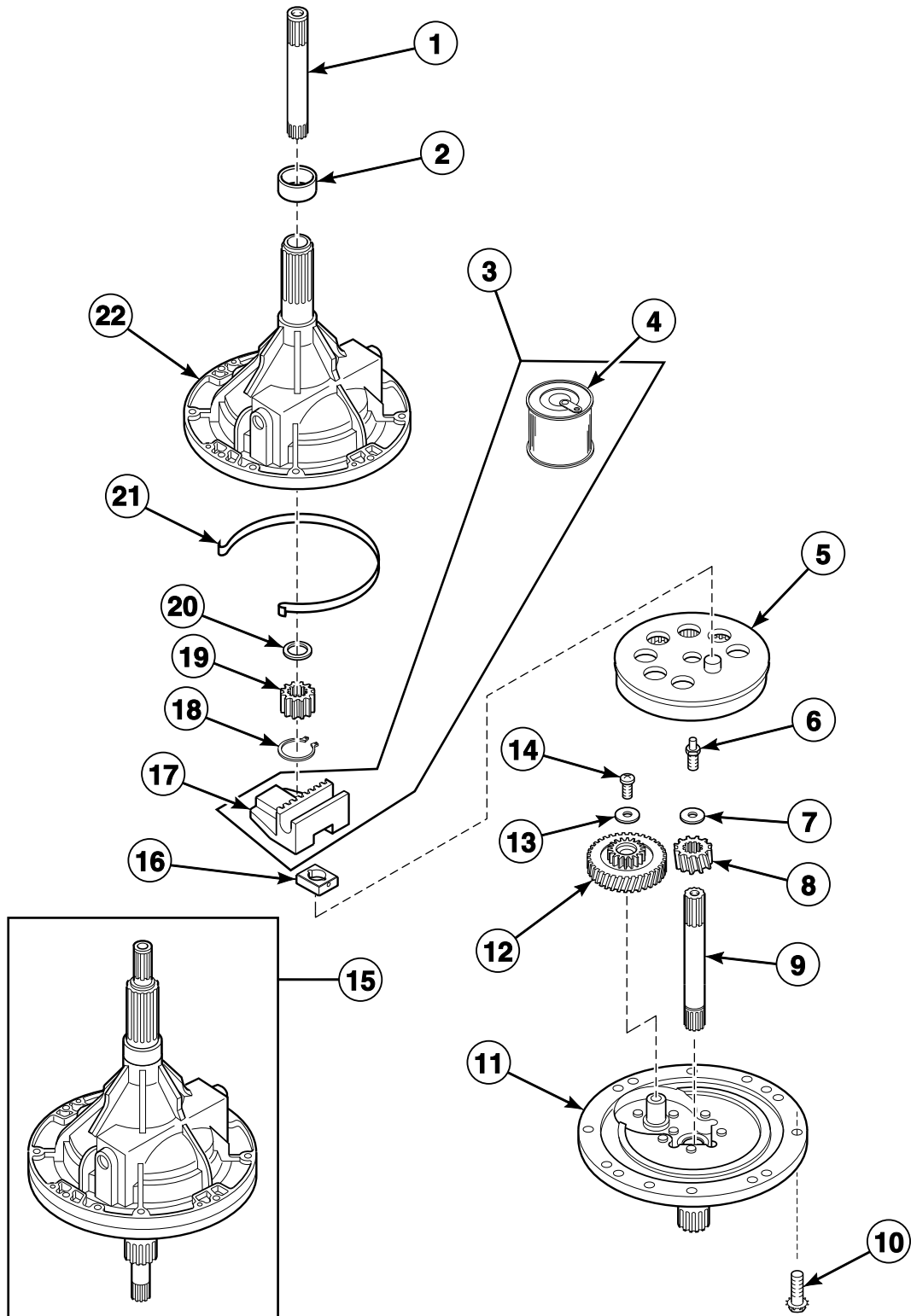


TLW1732P_202731

Outer Tub, Cover, Bearing and Seal Housing, Pressure Hose and Counterweight

REF	PART NO.	DESCRIPTION	COMMENTS
1	202461	Tub Cover Assembly	
2	38359	Tub Cover Gasket	
3	200510P	Outer Tub Assembly	Models HWNLE2HP112CW01, HWNLX2HP112CW01, HWNLY2HP112CW01, SWNLC2AP112TW01, SWNLC2AP112TW02, SWNLC2HP112TW01, SWNLC2HP112TW02, SWNLX2AP112TW02, SWNLX2HP112TW01, SWNLX2HP112TW02, SWNLY2AP112TW01 and SWNLY2HP112TW01
	200511P	Outer Tub Assembly	All other models
4	27926	Leg Plate	
5	35369	Screw	
6	201521	Leg Spring	Marked with green paint. Use to replace the two rear springs closest to counterweight; Models GWNMN2PP302AW01, GWNSX2PP302AW01, NWNBX2SP302NW22, NWNMN2SP302NW22, NWNX2SP302NW22, SWNBX2SP302AW01, SWNBX2SP302NQ22, SWNBX2SP302NW22, SWNLX2SP302AW01 and SWNLY2SP302NW22
	37576	Leg Spring	Models HWNLE2HP112CW01, HWNLX2HP112CW01, HWNLY2HP112CW01, SWNLC2AP112TW01, SWNLC2AP112TW02, SWNLC2HP112TW01, SWNLC2HP112TW02, SWNLX2AP112TW02, SWNLX2HP112TW01, SWNLX2HP112TW02, SWNLY2AP112TW01 and SWNLY2HP112TW01
	37575	Leg Spring	All other models
7	39566	Screw	
8	38769	Counterweight Assembly	
9	39249	Washer	
10	766P3A	Hub and Lip Seal Kit	
	200996P	Sealant	Use with hub and lip seal kit
11	500314	Warning Label	Models BWNMN2PP112CW01, BWNSX2PP112CW01, HWNBD2SP112CQ01, HWNBD2SP112CW01, HWNBE2SP112CW01, HWNBX2SP112CW01, HWNBY2SP112CW01, HWNLE2AP112CW01, HWNLE2HP112CW01, HWNLE2SP112CW01, HWNLX2HP112CW01, HWNLX2SP112CW01, HWNLY2HP112CW01, HWNLY2SP112CW01, HWNMN2SP112CW01, HWNSX1SP112CW01, HWNSX2SP112CW01, SWNLC2AP112TW01, SWNLC2AP112TW02, SWNLC2HP112TW01, SWNLC2HP112TW02, SWNLX2AP112TW02, SWNLX2HP112TW01, SWNLX2HP112TW02, SWNLY2AP112TW01, SWNLY2HP112TW01 and UWNMN2SP112CW01
	F8211301	Pinched Fingers Label	Models GWNSX1PP302EW09, HWNBX1SP122DW01, HWNBX1SP542DW01, HWNSX1SP302UW09, SWNBX1SP122DW01, SWNBX1SP542DW01, SWNSX1SP302EW09 and SWNSX1SP302UW01
	500049	Warning Label	All other models
12	29175	Grommet	
13	30907	Pressure Bulb	
14	39282	Hose Clamp	
15	36985	Hose Clip	
16	202699	Tubing	Models HWNLE2HP112CW01, HWNLX2HP112CW01, HWNLY2HP112CW01, SWNLC2AP112TW01, SWNLC2AP112TW02, SWNLC2HP112TW01, SWNLC2HP112TW02, SWNLX2AP112TW02, SWNLX2HP112TW01, SWNLX2HP112TW02, SWNLY2AP112TW01 and SWNLY2HP112TW01
	202700	Tubing	All other models
17	202695	Splash Shield	

Transmission Assembly

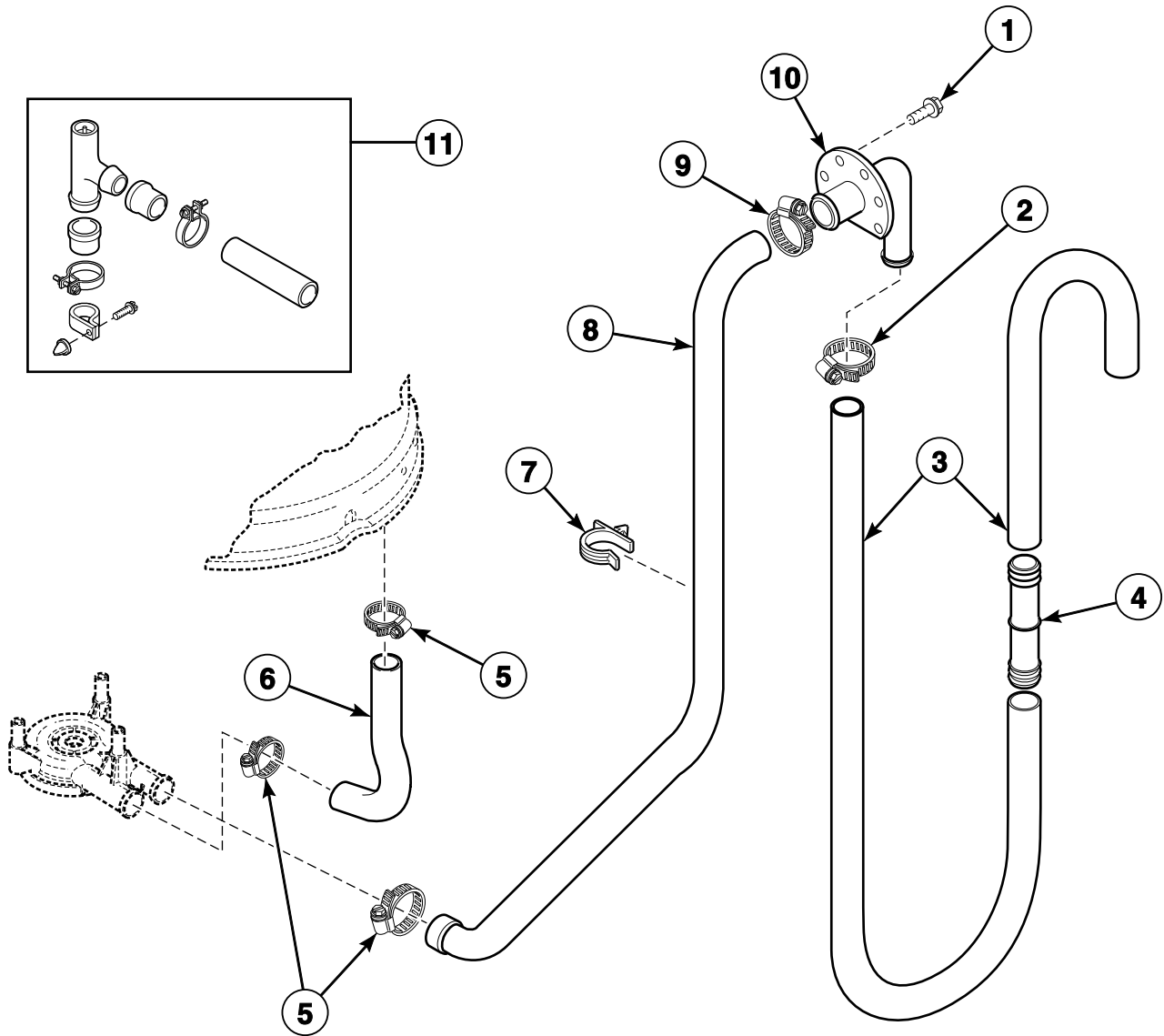


TLW1720P_202731

Transmission Assembly

REF	PART NO.	DESCRIPTION	COMMENTS
	27604P	Anti-Seize Compound	Apply to the smooth area of both the upper and lower transmission shafts
	37577P	Transmission Sealant	Use between transmission case and cover
1	36570P	Output Shaft	
2	201212	Hub Spacer	
3	RB150004	Transmission Rebuild Kit	Includes 37577P Transmission Sealant
4	27243P	Transmission Oil	1 fill
5	26577	Gear and Stud Assembly	
6	201773	Screw	
7	26509	Washer	
8	37405	Drive Pinion	
9	38268P	Input Shaft	
10	32814	Screw	
11	37471	Transmission Cover Assembly	
12	37404P	Reduction Gear	
13	29260	Washer	
14	29273	Screw	
15	38165P	Transmission Assembly	
16	26493	Slide	
17	201664	Rack	
18	27197	Retaining Ring	
19	27003	Agitator Pinion	
20	35092	Washer	
21	38864	Gear Sleeve	
22	33223P	Transmission Case Assembly	

Drain Hoses and Siphon Break Kit

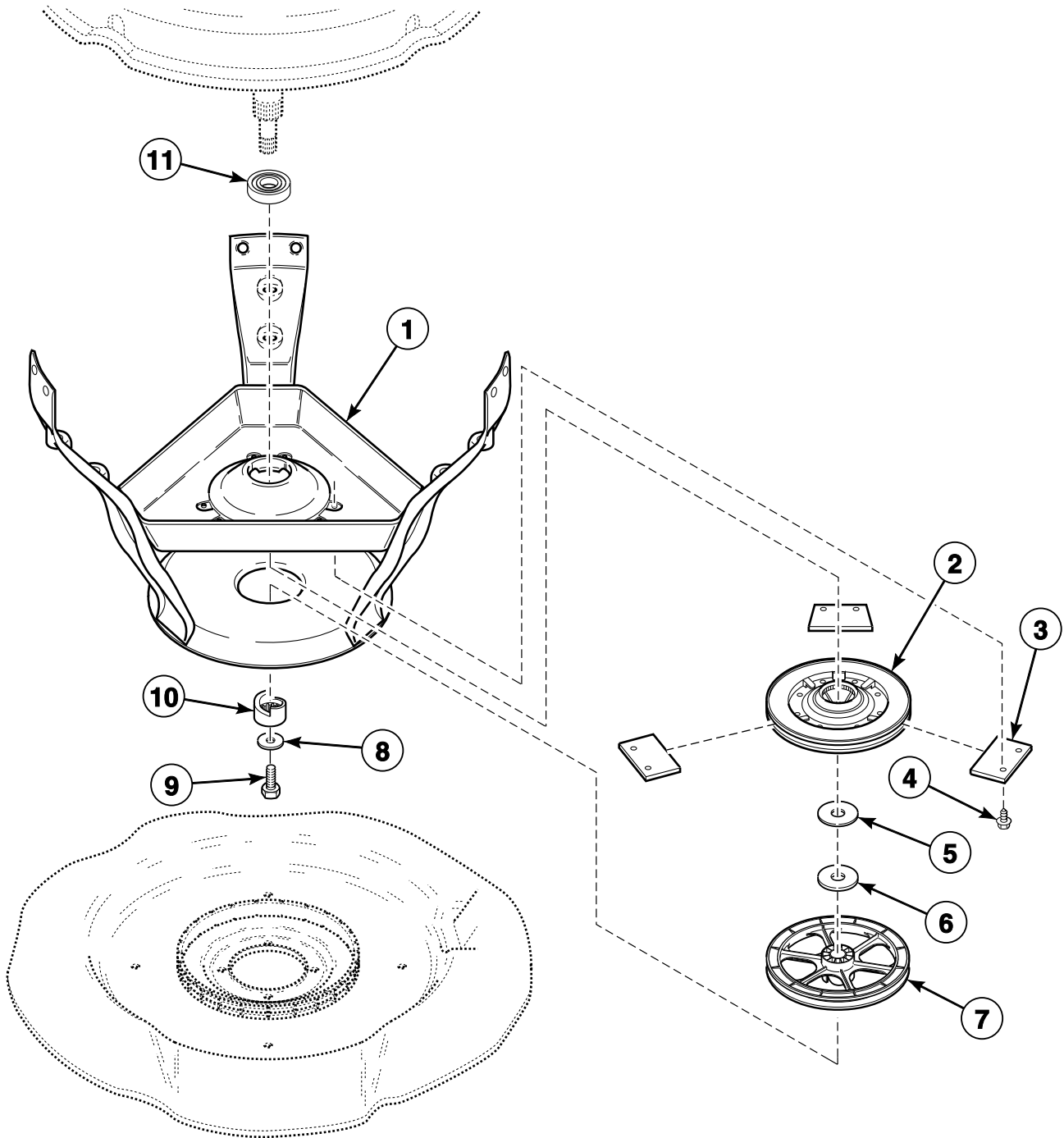


W354P_202731

Drain Hoses and Siphon Break Kit

REF	PART NO.	DESCRIPTION	COMMENTS
	451P3	Drain Extension Kit	Use with 20616 Drain Hose; Order by the foot as required
1	52909	Screw	
2	20211	Hose Clamp	
3	28293	Drain Hose	
4	25863	Hose Coupler	If drain hose must be shortened, cut hose between molded end and molded elbow; Use (1) 25863 Hose Coupler to splice hose
5	F200204	Hose Clamp	
6	38351	Tub-to-Pump Hose	
7	39177	Hose Retainer Clip	
8	38273	Pump-to-Drain Elbow Hose	
9	20391	Hose Clamp	
10	35766	Drain Hose Elbow	Models NWNBX2SP302NW22, SWNBX2SP302AW01, SWNBX2SP302NQ22, SWNBX2SP302NW22, SWNLX2SP302AW01 and SWNLY2SP302NW22
	36990	Drain Hose Elbow	All other models
11	562P3	Siphon Break Kit	Siphon break kit must be installed in drain hose if drain receptacle is lower than cabinet top of washer

Weldment and Bearing Assembly, Brake and Pulley

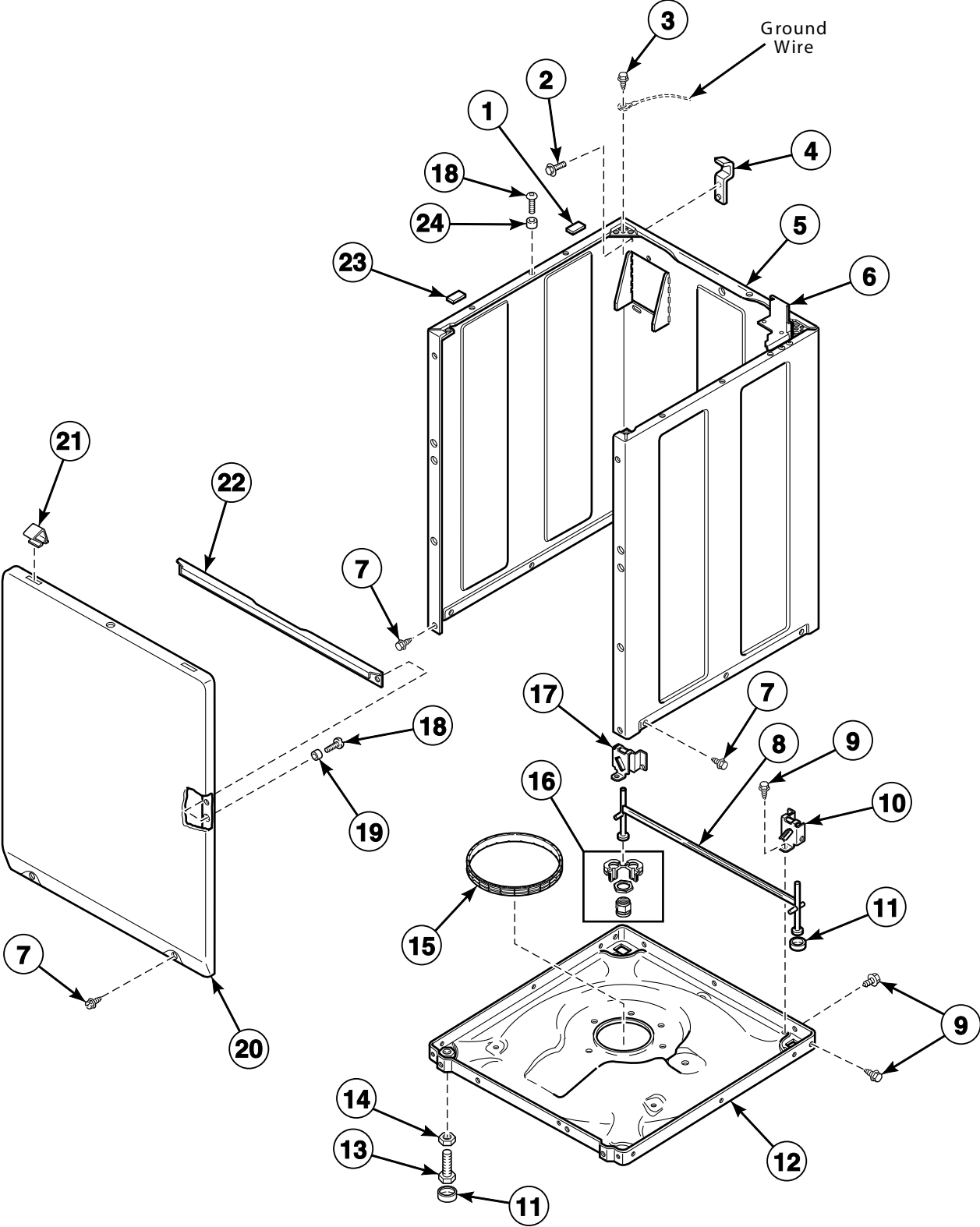


W333P_202731

Weldment and Bearing Assembly, Brake and Pulley

REF	PART NO.	DESCRIPTION	COMMENTS
1	39254	Weldment and Bearing Assembly	Models HWNLE2AP112CW01, HWNLE2HP112CW01, HWNLX2HP112CW01, HWNLY2HP112CW01, SWNLC2AP112TW01, SWNLC2AP112TW02, SWNLC2HP112TW01, SWNLC2HP112TW02, SWNLX2AP112TW02, SWNLX2HP112TW01, SWNLX2HP112TW02, SWNLY2AP112TW01 and SWNLY2HP112TW01
	39253	Weldment and Bearing Assembly	All other models
2	38505P	Brake Kit	
3	735P3	Brake Pad Kit	Includes 3 pads
	26594P	Silicone Grease	Apply small amount to each new brake pad
4	39739	Screw	
5	35535	Washer	Thin
6	27015	Washer	Thick
7	38143	Pulley	
8	26509	Washer	
9	27220	Screw	
10	38008	Helix	
11	28944RP	Upper or Lower Bearing	

Front Panel, Base Assembly and Cabinet Kit

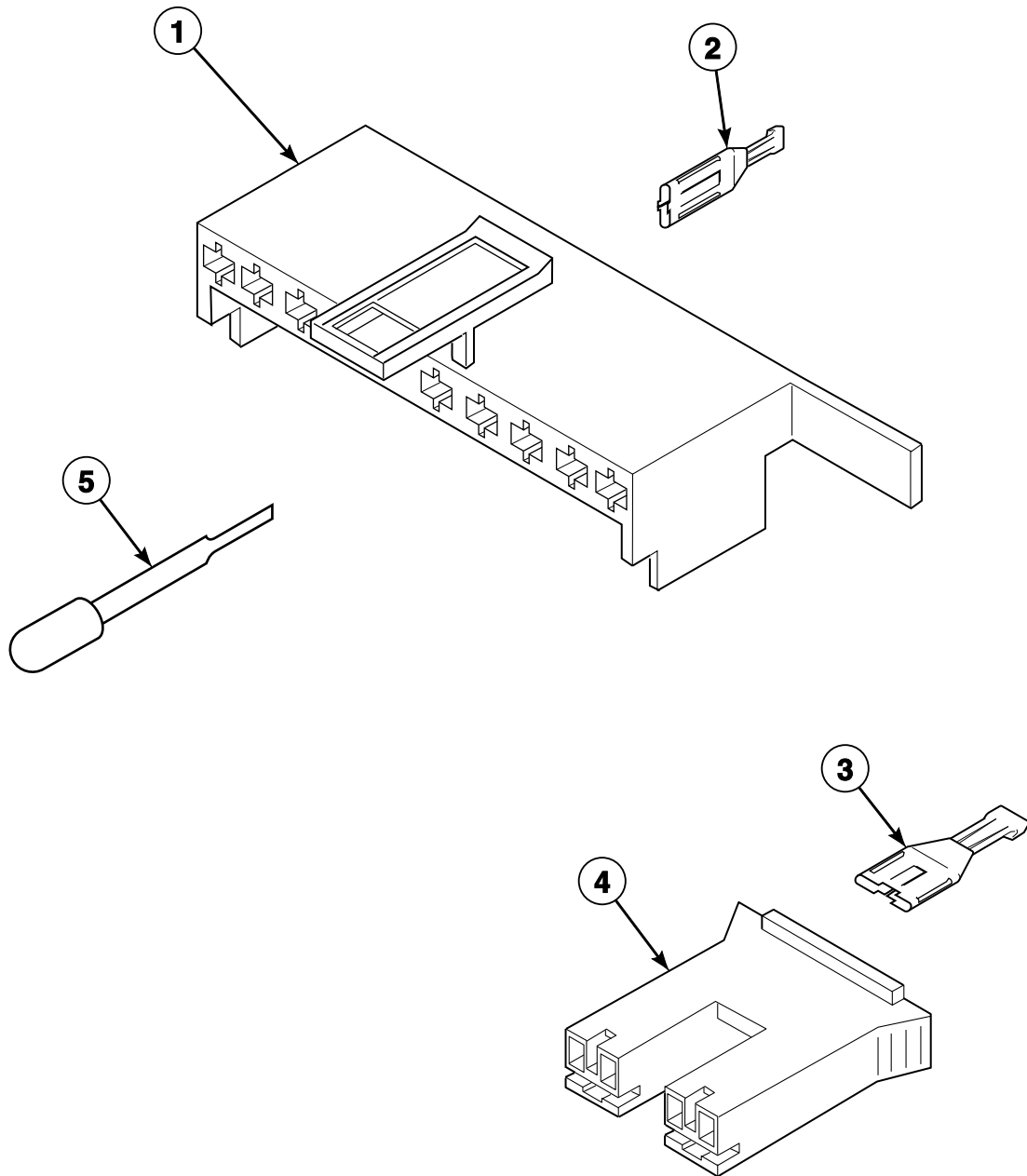


TLW1619P_202731

Front Panel, Base Assembly and Cabinet Kit

REF	PART NO.	DESCRIPTION	COMMENTS
	122P4P	Porcelain Touch-Up Paint	White
	370P4P	Porcelain Touch-Up Paint	Bisque
1	36226	Bumper Pad	
2	501524	Screw	
3	52909	Screw	
4	27103	Hold-Down Lug Hinge	
5	38612WP	Service Cabinet Kit	White
	38612QP	Service Cabinet Kit	Bisque
6	35867	Meter Case Mounting Bracket Assembly	
7	27196	Screw	Slotted hex head
	431287	Screw	Torx head
8	34443	Leg and Stabilizer Assembly	
9	35148	Screw	
10	36036	Bracket	Right
11	34318	Rubber Foot	
12	39788	Base Assembly	
13	34319	Leveling Leg	
14	21899	Nut	
15	37937	Friction Ring	
16	566P3	Adjustable Leg Extension Kit	Provides adjustment capabilities to rear self-leveling legs
17	36037	Bracket	Left
18	39733	Screw	
19	28102	Panel Locator	
20	38335WP	Front Panel	White
	38335QP	Front Panel	Bisque
21	35865	Hold-Down Clip	
22	35097	Front Panel Brace	
23	56128	Bumper Pad	
24	56079	Panel Locator	

Mixing Valve and Motor Disconnect Blocks, Terminals and Terminal Extractor Tool

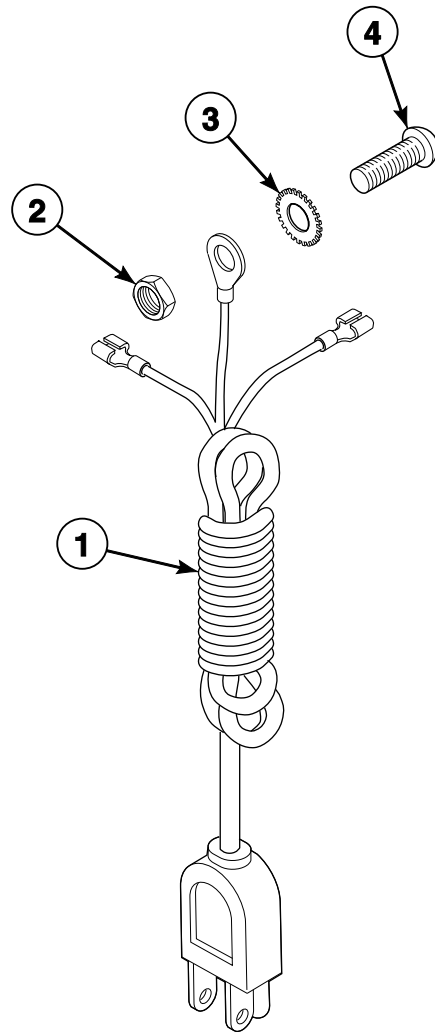


W134P Z3A_202731

Mixing Valve and Motor Disconnect Blocks, Terminals and Terminal Extractor Tool

REF	PART NO.	DESCRIPTION	COMMENTS
1	34677	10 Circuit Plug	Motor
2	00188	Female Terminal	For 1 or 2 wire application
3	00121	Female Spade Terminal	1/4 inch
4	34675	Mixing Valve Plug	Natural
	34676	Mixing Valve Plug	Red
5	283P4	Terminal Extractor Tool	

Lead-In Cord

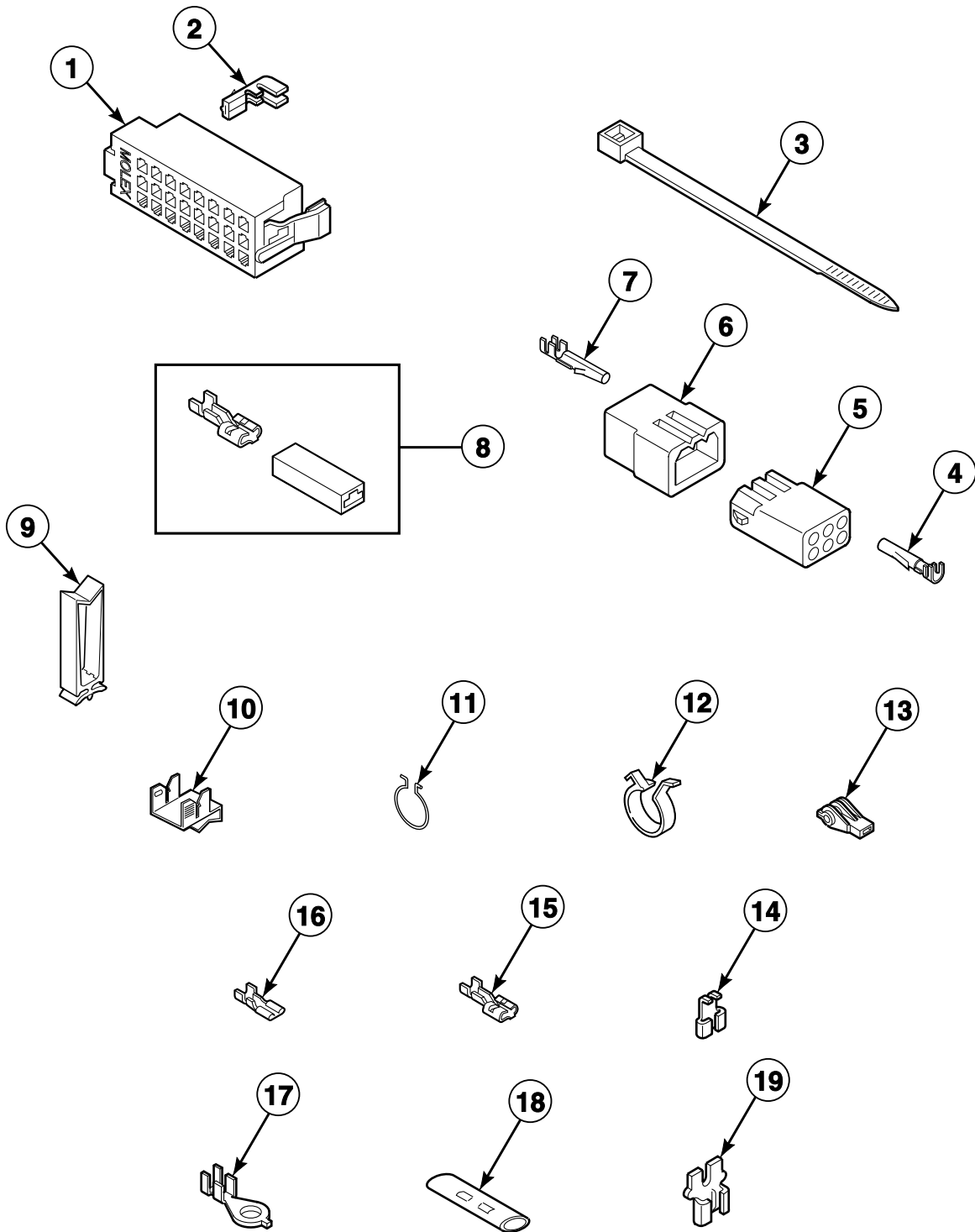


TLW1089P_202731

Lead-In Cord

REF	PART NO.	DESCRIPTION	COMMENTS
1	38362P	Lead-In Cord	Models NWNBX2SP302NW22, NWNMN1SP542NW22, NWNMN2SP302NW22, NWNSX2SP302NW22, SWNBX2SP302NQ22, SWNBX2SP302NW22, SWNLY2SP302NW22, SWNMN1SP302NW22, SWNMN1SP302SW01, SWNSX1SP302NW22, SWNSX1SP302SW01 and SWNSX1SP542NW22
	38363	Lead-In Cord	Model SWNLX1SP542NW23
	39931	Power Cord Assembly	Models GWNMN1PP302AW01, GWNMN2PP302AW01, GWNSX1PP302AW01, GWNSX2PP302AW01, SWNBX2SP302AW01, SWNLX2SP302AW01, SWNMN1SP302AW01, SWNSX1PP302AW01 and SWNSX1SP302AW01
	39984	Power Cord Assembly	Model SWNSX1SP302BW01
	39925	Power Cord Assembly	Models GWNSX1PP302EW09 and SWNSX1SP302EW09
	39926	Lead-In Cord	Models HWNSX1SP302UW09 and SWNSX1SP302UW01
	201439	Lead-In Cord	Model SWNBX2SP112FW27
	202624	Power Cord Assembly	Model SWNBX2SP082JW01
	804556	Lead-In Cord Assembly	Models HWNBX1SP122DW01, HWNBX1SP542DW01, SWNBX1SP122DW01 and SWNBX1SP542DW01
	34458	Lead-In Cord	All other models
2	03673	Nut	
3	21735	Washer	
4	20267	Screw	

Terminals

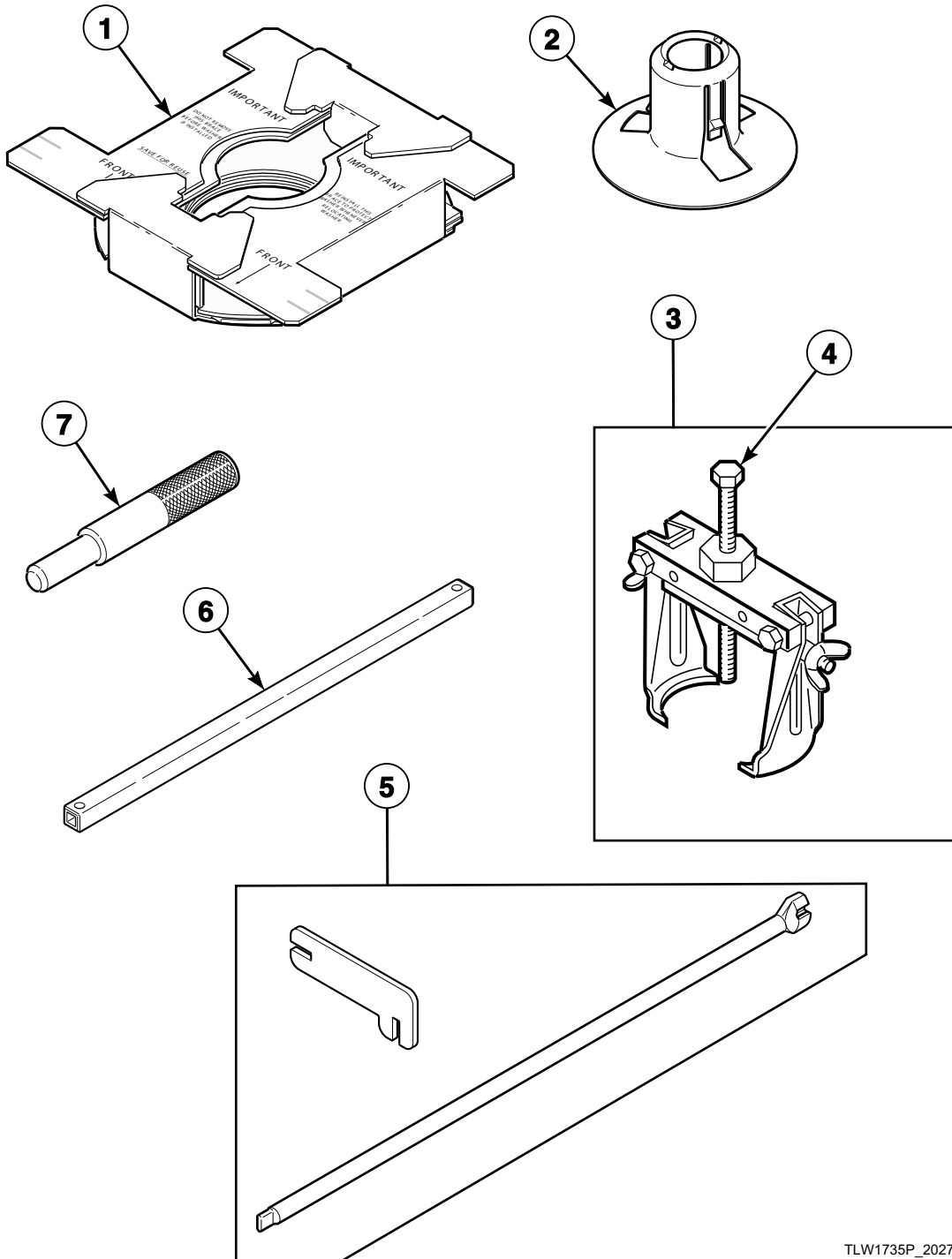


TLW1645P_202731

Terminals

REF	PART NO.	DESCRIPTION	COMMENTS
1	32746	24 Position Housing	Right; Black
	34123	24 Position Housing	Left; White
2	00188	Female Terminal	Used for 1 or 2 wire application
3	55881	Harness Strap	4 inches
	M405829	Cable Tie	Push-mount; 6.13 inches
4	00117	Female Pin Terminal	
5	26301	1 Circuit Receptacle	
	26708	6 Circuit Receptacle	
	26163	9 Circuit Receptacle	
6	26302	1 Circuit Plug	
	23041	6 Circuit Plug	
	23033	9 Circuit Plug	
7	00116	Male Pin Terminal	
8	00359	Insulated Female Spade Terminal	
9	36274	Wire Clip	
10	00161	Grounding Clip	
11	51291	Wire Clip	
12	504034	Wire Clip	
13	70210	Insulator	
14	00120	Female Flag Terminal	
15	00223	Female Spade Terminal	Large spade
16	00112	Female Spade Terminal	Small spade
17	00110	Ring Terminal	Small shank
18	21091	Connector	
19	F140562	Connector	

Shipping Materials and Special Tools

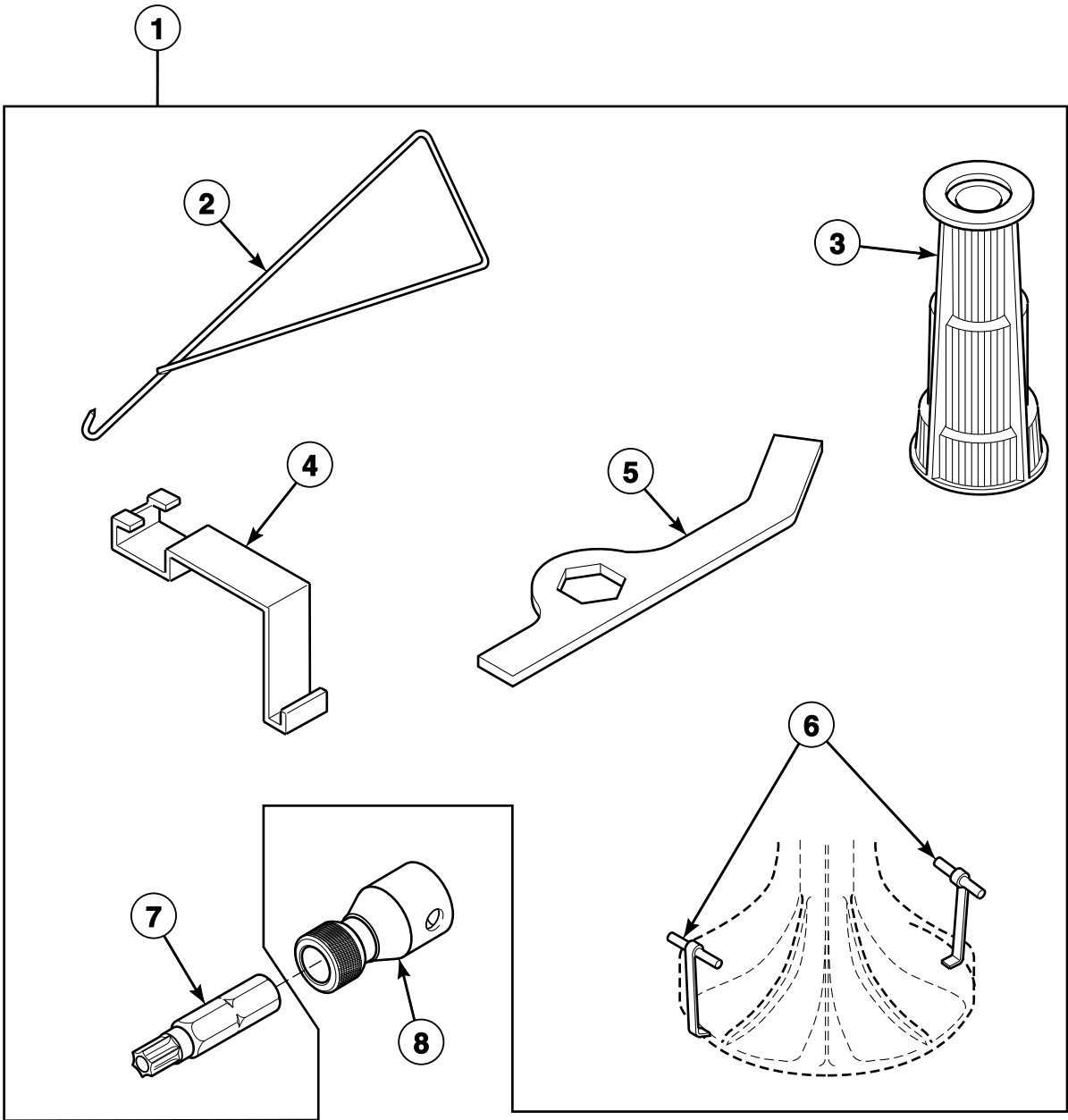


TLW1735P_202731

Shipping Materials and Special Tools

REF	PART NO.	DESCRIPTION	COMMENTS
1	202682	Shipping Brace	Install whenever moving washer; Remove before use
2	38149	Shipping Plug	Install whenever moving washer; Remove before use
3	294P4	Agitator Drive Bell Puller	For removal and installation of drive bell to transmission shaft
4	294P4B	Bolt	
5	CK096	Mounting Tool Kit	Use to install and remove electronic coin drops
6	310P4	Ratchet Extension Tool	1/4 inch; Use to install and remove non-electronic coin drops
7	305P4	Transmission Pin Tool	Use pin tools in place of dowel pins when reassembling transmission cover and case; 2 required

Special Tools



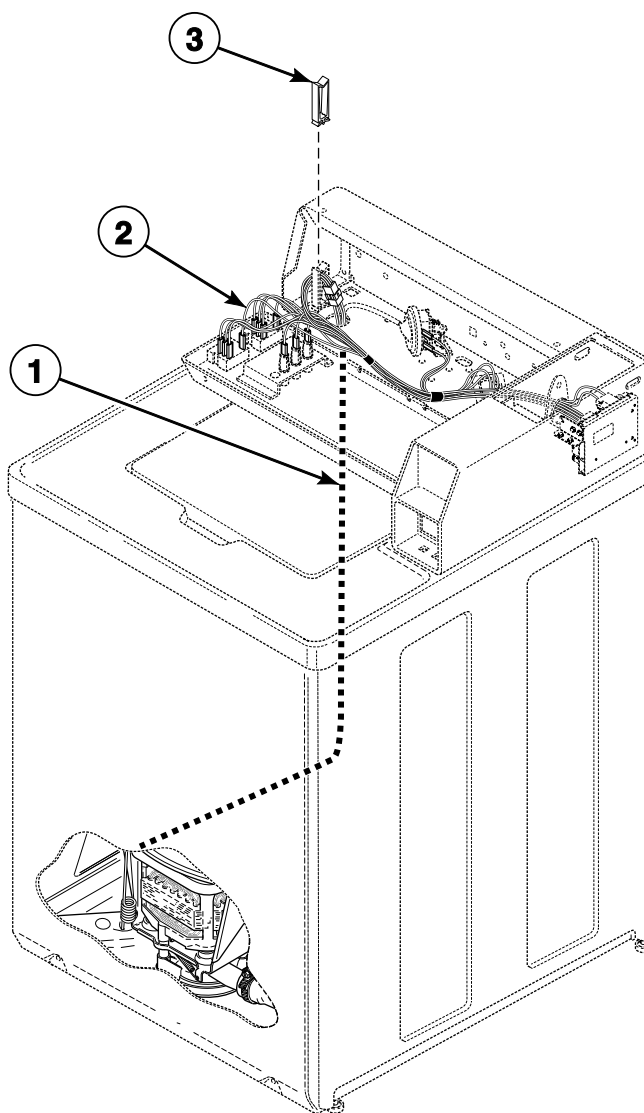
TLW1649P_202731

Special Tools

REF	PART NO.	DESCRIPTION	COMMENTS
1	725P3	Tool Kit	Includes items 2-7
2	321P4	Spring Hook Tool	For removal of centering springs from outer tub
3	293P4	Drive Bell Seal Tool	For installation of 36426 Bell and Transmission Tube Seal
4	273P4	Tub Cover Removal Tool	Use to install 38359 Tub Cover Gasket in outer tub cover
5	306P4	Hex Wrench Tool	For removal of locknut from washtub hub
6	254P4P	Agitator Hook	Use to remove agitator from drive bell; Set of 2
7	281P4	Torx Bit	T15; For removal and installation of control hood security screws
	282P4	Torx Bit	T25; For removal and installation of front panel security screws
8	24161	Bit Holder	3/8 inch drive

Wire Harnesses and Wires (Drawing 1 of 2)

Models BWNMN2PP112CW01, BWNSX2PP112CW01, GWNMN1PP302AW01, GWNMN2PP302AW01, GWNMN2PP112TW01, GWNSX1PP302AW01, GWNSX1PP302EW09, GWNSX2PP112TW01, GWNSX2PP302AW01, HWNMN2PP112TW01, HWNMN2SP112CW01, HWNSX1PP112TQ01, HWNSX1PP112TW01, HWNSX1SP112CW01, HWNSX1SP302UW09, HWNSX2PP112TQ01, HWNSX2PP112TW01, HWNSX2SP112CW01, NWNMN1SP542NW22, NWNMN2SP302NW22, NWNSX2SP302NW22, SWNMN1SP302AW01, SWNMN1SP302NW22, SWNMN1SP302SW01, SWNMN2PP112TW01, SWNMN2SP112TW01, SWNMN2SP112TW08, SWNSX1PP112TQ01, SWNSX1PP112TW01, SWNSX1PP302AW01, SWNSX1SP112TQ01, SWNSX1SP112TW01, SWNSX1SP302AW01, SWNSX1SP302BW01, SWNSX1SP302EW09, SWNSX1SP302NW22, SWNSX1SP302SW01, SWNSX1SP302UW01, SWNSX1SP542NW22, SWNSX2PP112TQ01, SWNSX2PP112TW01, SWNSX2PP112TW02, SWNSX2SP112TQ01, SWNSX2SP112TW01 and UWNMN2SP112CW01



TLW1733P_202731

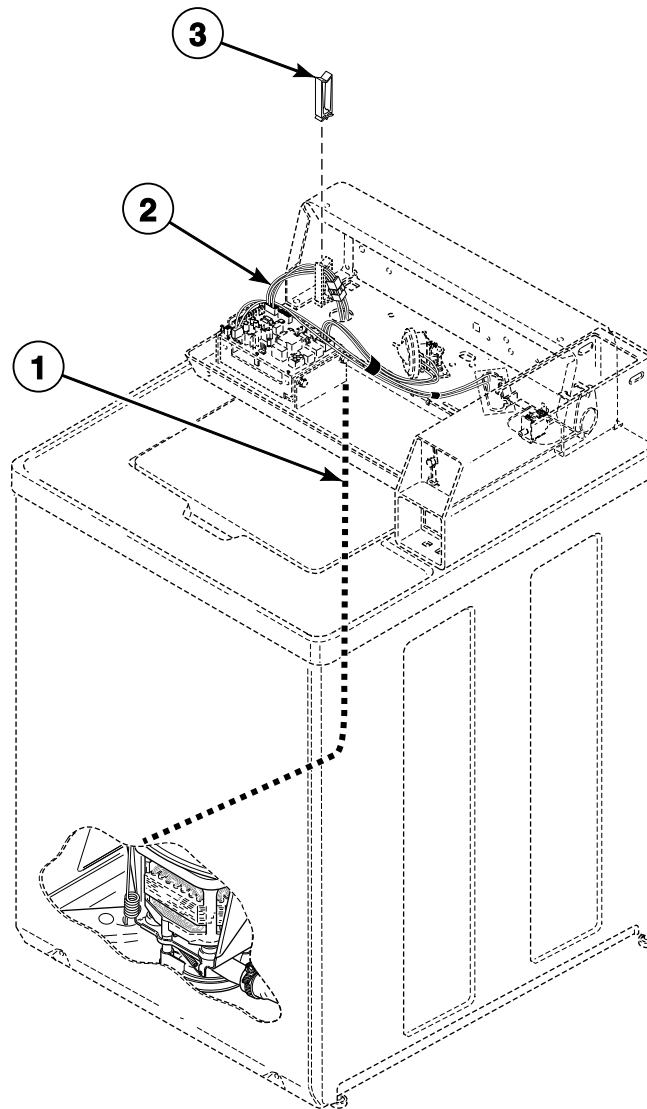
Wire Harnesses and Wires (Drawing 1 of 2)

REF	PART NO.	DESCRIPTION	COMMENTS
	45001	18 Gauge Wire	Black; Order wire by foot and terminals as required
	45380	12 Gauge Wire	Orange; Order wire by foot and terminals as required
1	201466	Base Wire Harness Assembly	Models GWNMN2PP302AW01, GWNSX2PP302AW01, NWNMN2SP302NW22 and NWNSX2SP302NW22
	201435	Base Wire Harness Assembly	Models GWNMN1PP302AW01, GWNSX1PP302AW01, GWNSX1PP302EW09, HWNSX1SP302UW09, SWNMN1SP302AW01, SWNMN1SP302SW01, SWNSX1PP302AW01, SWNSX1SP302AW01, SWNSX1SP302BW01, SWNSX1SP302EW09, SWNSX1SP302SW01 and SWNSX1SP302UW01
	38772P	Base Wire Harness Assembly	Models NWNMN1SP542NW22 and SWNSX1SP542NW22
	38661P	Wire Harness Assembly	Base; All other models
2	201766	Hood Harness	Models GWNSX1PP302EW09, HWNSX1SP302UW09 and SWNSX1SP302EW09
	201729	Hood Harness	Models GWNMN1PP302AW01, GWNMN2PP302AW01, GWNSX1PP302AW01, GWNSX2PP302AW01, NWNMN1SP542NW22, NWNMN2SP302NW22, NWNSX2SP302NW22, SWNMN1SP302AW01, SWNMN1SP302NW22, SWNMN1SP302SW01, SWNSX1PP302AW01, SWNSX1SP302AW01, SWNSX1SP302BW01, SWNSX1SP302NW22, SWNSX1SP302SW01, SWNSX1SP302UW01 and SWNSX1SP542NW22
	201688	Hood Harness	All other models
3	36274	Wire Clip	

NOTE: Individual wires are not available separately. Order complete harness, or order wire by the foot. When applying terminals to wires, it is recommended that the terminals be soldered to the wires.

Wire Harnesses and Wires (Drawing 2 of 2)

Models BWNBC2PP112TW01, BWNBX2PP112TW01, BWNBY2PP112TW01, HWNBC2PP112TQ01, HWNBC2PP112TW01, HWNBD2SP112CQ01, HWNBD2SP112CW01, HWNBE2SP112CW01, HWNBX1SP122DW01, HWNBX1SP542DW01, HWNBX2SP112CW01, HWNBX2SP112FW28, HWNBY2PP112TW01, HWNBY2SP112CW01, HWNLE2AP112CW01, HWNLE2HP112CW01, HWNLE2SP112CW01, HWNLX2HP112CW01, HWNLX2SP112CW01, HWNLY2HP112CW01, HWNLY2SP112CW01, NWNBX2SP302NW22, SWNBC2PP112TQ01, SWNBC2PP112TW01, SWNBC2PP112TW02, SWNBC2SP112TQ01, SWNBC2SP112TW01, SWNBX1SP122DW01, SWNBX1SP542DW01, SWNBX2PP112TW02, SWNBX2SP082JW01, SWNBX2SP112FW27, SWNBX2SP112TQ01, SWNBX2SP112TW01, SWNBX2SP302AW01, SWNBX2SP302NQ22, SWNBX2SP302NW22, SWNBY2PP112TW01, SWNBY2SP112TW01, SWNLC2AP112TW01, SWNLC2AP112TW02, SWNLC2HP112TW01, SWNLC2HP112TW02, SWNLC2PP112TW01, SWNLC2PP112TW02, SWNLC2SP112TQ01, SWNLC2SP112TW01, SWNLC2SP112TW02, SWNLX1SP542NW23, SWNLX2AP112TW02, SWNLX2HP112TW01, SWNLX2HP112TW02, SWNLX2PP112TW02, SWNLX2SP112TW01, SWNLX2SP112TW02, SWNLX2SP302AW01, SWNLY2AP112TW01, SWNLY2HP112TW01, SWNLY2PP112TW01, SWNLY2SP112TW01 and SWNLY2SP302NW22



TLW1734P_202731

Wire Harnesses and Wires (Drawing 2 of 2)

REF	PART NO.	DESCRIPTION	COMMENTS
	45001	18 Gauge Wire	Black; Order wire by foot and terminals as required
	45380	12 Gauge Wire	Orange; Order wire by foot and terminals as required
1	201466	Base Wire Harness Assembly	Models NWNBX2SP302NW22, SWNBX2SP302AW01, SWNBX2SP302NQ22, SWNBX2SP302NW22, SWNLX2SP302AW01 and SWNLY2SP302NW22
	202721	Wire Harness Assembly	Base; Models HWNBX1SP542DW01, SWNBX1SP542DW01 and SWNLX1SP542NW23
	202838	Wire Harness Assembly	Base; Models HWNBX1SP122DW01 and SWNBX1SP122DW01
	38661P	Wire Harness Assembly	Base; All other models
2	210178P	Harness Assembly	Hood; Models HWNBX1SP542DW01, NWNBX2SP302NW22, SWNBX1SP542DW01, SWNBX2SP302AW01, SWNBX2SP302NQ22 and SWNBX2SP302NW22
	202671	Wire Harness Assembly	Hood; Models SWNLX1SP542NW23, SWNLX2SP302AW01 and SWNLY2SP302NW22
	202667	Wire Harness Assembly	Hood; Models HWNLE2SP112CW01, HWNLX2SP112CW01, HWNLY2SP112CW01, SWNLC2PP112TW01, SWNLC2PP112TW02, SWNLC2SP112TQ01, SWNLC2SP112TW01, SWNLC2SP112TW02, SWNLX2PP112TW02, SWNLX2SP112TW01, SWNLX2SP112TW02, SWNLY2PP112TW01 and SWNLY2SP112TW01
	202375	Wire Harness Assembly	Hood; Models HWNLE2AP112CW01, HWNLE2HP112CW01, HWNLX2HP112CW01, HWNLY2HP112CW01, SWNLC2AP112TW01, SWNLC2AP112TW02, SWNLC2HP112TW01, SWNLC2HP112TW02, SWNLX2AP112TW02, SWNLX2HP112TW01, SWNLX2HP112TW02, SWNLY2AP112TW01 and SWNLY2HP112TW01
	202229P	Wire Harness Assembly	Hood; All other models
3	36274	Wire Clip	

NOTE: Individual wires are not available separately. Order complete harness, or order wire by the foot. When applying terminals to wires, it is recommended that the terminals be soldered to the wires.

[illegible]

Parts Index

A

Adjustable Leg Extension Kit	
566P3	61
Agitate and Spin Belt	
200923	45, 47, 49
38174	49
Agitator	
33174	51
Agitator Cap	
36515	51
Agitator Drive Bell Puller	
294P4	69
Agitator Hook	
254P4P	71
Agitator Pinion	
27003	55
Anti-Seize Compound	
27604P	55

B

Balance Ring Assembly	
39837	51
Base Assembly	
39788	61
Base Wire Harness Assembly	
201435	73
201466	73, 75
38772P	73
Bell and Transmission Tube Seal	
36425	51
Bell Plug	
36511	51
Belt and Pump Kit	
RB150003	49
Bit Holder	
24161	71
Bolt	
02505	5, 7
294P4B	69
29651	5
32184	33, 39
Bracket	
201918	33
202083	37
36036	61
36037	61
803662	5
Brake Kit	
38505P	59
Brake Pad Kit	
735P3	59
Bumper	
M400795	11, 13, 15, 17, 19, 21, 23, 25, 27, 29, 31
21685	35, 39
Bumper Pad	
36226	61
56128	61

Bushing	
33446	35, 39

C

Cable Connection Box	
39922	13, 17, 19, 23, 27
Cable Tie	
M405829	67
Capacitor	
37377	49
Capacitor and Clamp Kit	
39259P	45, 47, 49
Capacitor Clamp	
37535	45, 47, 49
Central Pay Harness	
511478	21, 23, 25, 27, 29, 31
Chassis Mounting Bracket	
201581	5
Circuit Board Support	
501523	19
Clip	
201572	9
Coin Box Extension Kit	
803578P	5, 7
Coin Drop	
38963P	7
70441601P	7
Coin Drop Assembly	
CK114	7
38462P	7
38463	7
38464P	7
38467	7
38472	7
38519	7
38521	7
70441602	7
70447301	7
70482401	7
Coin Drop Wire Harness	
201104	9
Coin Funnel Kit	
523P3	5
Coin Identification Paper	
38725	7, 9
Coin Slide Extension Kit	
200913	5
Connector	
F140562	67
21091	67
Control Assembly	
202391P	25, 27, 31
202392	21, 23, 29
202393P	5, 11, 13
202820	25, 31
Control Hood	
210142W	11, 13, 29, 31
37075Q	15, 17, 21, 25
37075W	15, 17, 19, 21, 23, 25, 27

N/A items do not appear in index.

Control Lid Lock Assembly	
37225P	19
Control Overlay	
201667	15, 17
201668	15
201673	19
201674	15
201675	15
201718	11
201744	11, 13
201762	11
201763	11
201935	15, 17
201936	11, 13
201937	17
201938	13
202012	11
202022	19
202129	11
202130	17
202134	11
202408	19
202415	31
202417	25
202418	31
Control Panel and Bracket Assembly	
36521QP	15, 17
36521WP	15, 17, 19
Control Panel Assembly	
201742W	11, 13
210042Q	21, 25
210042W	21, 23, 25, 27
210137W	29, 31
Control Panel Bumper	
202469	25, 27, 31
32648	11, 13, 15, 17, 19, 21, 23, 29
Control Panel Overlay	
201003	29
201007	29
202416	25, 27
Control Shield	
210053	21, 23, 25, 27, 29, 31
512304	5
Control Sticker Overlay	
202309	25, 31
Counterweight Assembly	
38769	53
Cover Plate	
37828P	39
Cycle Selector Switch	
201686	11, 13, 15, 17, 19

D

Diagnostic Wire Harness Assembly	
800680	29, 31
Disconnect Power Warning Label	
505281	11, 13, 29, 31, 35
Door Lock Spacer	
201414	39
Drain Extension Kit	
451P3	57
Drain Hose	
28293	57

Drain Hose Elbow	
35766	57
36990	57
Drive Bell and Seal Kit	
39508P	51
Drive Bell Seal Tool	
293P4	71
Drive Pinion	
37405	55
Dual Overlay	
39073	7

E

Electrical Shock Label	
F8211201	19, 35
Electronic Coin Drop Assembly	
70294103P	9
70294104	9
70294105P	9
70294106	9
70294107	9
70294109	9
70294110	9
70294111	9
70294120	9
70294121	9
Electronic Coin Drop Kit	
CK099	9
CK100	9
CK101	9
CK103	9
CK106	9
CK108	9
CK109	9
CK110	9
CK113	9
CK115	9
CK120	9
CK121	9
End Cap	
210108W	11, 13, 29, 31
210109W	11, 13, 29, 31
Ethernet Gateway Kit	
NK320	25, 27, 31

F

Female Flag Terminal	
00120	67
Female Pin Terminal	
00117	67
Female Spade Terminal	
00112	67
00121	63
00223	67
Female Terminal	
00188	63, 67
Fill Hose	
202799	43
20617	43
20618	43
37380	43
37381	43

N/A items do not appear in index.

Fill Hose Kit 38349P	43
Flex Vane Agitator 36507	51
Friction Ring 37937	61
Front Panel 38335QP	61
38335WP	61
Front Panel Brace 35097	61

G

Gasket 70392701P	13
Gear and Stud Assembly 26577	55
Gear Sleeve 38864	55
Graphic Overlay 201999	15
Grease 36765P	51
Grommet 29175	53
80262	37, 39
Grounding Clip 00161	67

H

Harness Assembly 210178P	75
802904P	7
802905	7, 9
Harness Strap 55881	67
Helix 38008	59
Hex Wrench Tool 306P4	71
Hinge Gasket 34338	35, 39
Hold-Down Clip 35865	61
Hold-Down Lug Hinge 27103	61
Hood Back Panel 38267	15, 17, 21, 25
39920	17, 19, 23, 27
Hood Harness 201688	73
201729	73
201766	73
Hose Clamp F200204	57
20211	57
20391	57
36801	43
39282	53
800803	43

Hose Clip 36985	53
Hose Coupler 25863	57
Hose Retainer Clip 39177	57
Housing, 24 Position 32746	67
34123	67
Hub and Lip Seal Kit 766P3A	51, 53
Hub Spacer 201212	55

I

Idler Lever 38011	45, 47, 49
Idler Lever Kit 959P3	49
Idler Lever Spring 201189	45, 47, 49
202032	45, 47, 49
Idler Pulley 38225P	45, 47, 49
Idler Shaft 210186	45, 47, 49
Input Shaft 38268P	55
Insulated Female Spade Terminal 00359	67
Insulator 70210	67
Isolator Post 38325	45, 47, 49

J

Jumper Configuration Assembly M413507	21, 23, 25, 27, 31
--	--------------------

L

Lead-In Cord 201439	65
34458	65
38362P	65
38363	65
39926	17, 19, 65
Lead-In Cord Assembly 804556	23, 65
Lead-In Wire Harness Assembly 201405P	19, 23, 27
39923	13, 17, 23
Leg and Stabilizer Assembly 34443	61
Leg Plate 27926	53
Leg Spring 201521	53
37575	53

N/A items do not appear in index.

37576	53
Leveling Leg	
34319	61
Lid	
200891W	35
200892WP	39
201460WP	35
201461Q	35
201461WP	35
201760QP	35
201760WP	35
201761W	35
Lid and Carton Assembly	
201460QP	35
Lid Hinge	
36437	35, 39
36438	35, 39
Lid Lock	
202434	39
Lid Lock Catch Assembly	
201307P	39
Lid Lock Gasket	
30378	39
Lid Lock Kit	
837P3	39
Lid Lock Wire Harness Assembly	
31973	39
Lid Plug	
34153	35
Lid Switch Assembly	
37631	41
Lid Switch Indicator Light	
39536	19
Lid Switch Shield	
202697	41
Light	
801431	11, 13, 15, 17, 19

M

Male Pin Terminal	
00116	67
Male Tab Terminal	
00177	11, 13, 47
Mechanical Counter Kit Assembly	
201280P	5
Meter Case Assembly	
38724Q	7
38724W	7
802505W	7
803575W	5
Meter Case Assembly Kit	
803063WP	7
Meter Case Bracket Gasket	
35526	5, 7
Meter Case Gasket	
26354	5, 7
Meter Case Kit	
201010QP	5
201010WP	5
Meter Case Lockdown Bracket	
35525	5, 7

Meter Case Locking Bracket	
30642	5, 7
Meter Case Mounting Bracket Assembly	
35867	61
Mixing Valve	
202395	43
202396	43
Mixing Valve Plug	
34675	63
34676	63
Mixing Valve Screen	
24122	43
Mixing Valve-to-Tub Cover Hose	
202472	43
Motor Assembly	
202457	49
35030P	49
Motor Kit	
201433P	47, 49
38034P	49
38035P	49
835P3	45, 47, 49
Motor Mount	
38395	45, 47, 49
38396	45, 47, 49
Motor Mount Bracket	
200941	45, 47, 49
Motor Shield	
34754	45, 47, 49
Motor Side Shield	
36965	45
Mounting Tool Kit	
CK096	69

N

Network Controller Kit	
NK220	25, 27, 31
Network Retrofit Kit	
NK201	25, 27, 31
Nut	
M400981	41
03673	65
201216	9
21899	61
22001	39
23951	33
24205	11, 13, 15, 17, 19
27222	37, 39
28803	45, 47, 49
29220	51
29786	5, 7
29796	5
30647	5, 7, 33
35423	49
36020	37, 39
52566	15, 17, 19, 21, 23, 25, 27, 45, 47, 49
52947	19
685846	45, 47
802337	5, 7
802343	13

N/A items do not appear in index.

O

Operation Instruction Label	
37068	5, 7
Options Label	
202828	25
202829	25, 27, 31
Opto Coupler	
200674P	7
Outer Tub Assembly	
200510P	53
200511P	53
Output Shaft	
36570P	55
Overlay	
200918	21, 23
200919	21, 23
201091	9
202098	21
202174	21
202310	21, 29
202832	29
Overlay Kit	
38676	7

P

Panel Clip	
M406494	11, 13
Panel Locator	
28102	61
56079	61
Pinched Fingers Label	
F8211301	53
Plug, 1 Circuit	
26302	67
Plug, 10 Circuit	
34677	63
Plug, 6 Circuit	
23041	67
Plug, 9 Circuit	
23033	67
Porcelain Touch-Up Paint	
122P4P	61
370P4P	61
Power Cord Assembly	
202624	65
39925	19, 65
39931	13, 17, 23, 27, 65
39984	17, 65
Pressure Bulb	
30907	53
Pressure Switch	
202655	11, 13, 15, 17, 19, 21, 23, 29
803637	25, 27, 31
803638P	25, 27, 31
Pressure Switch Bracket	
201789	25, 27, 31
Pulley	
38143	59
Pump	
201566P	45, 47, 49

Pump Assembly	
201442P	45, 47, 49
Pump-to-Drain Elbow Hose	
38273	57
Push-On Clip	
34762	19

R

Rack	
201664	55
Ratchet Extension Tool	
310P4	69
Rear Panel	
201732	11
201919	33
201951	13
210143	29, 31
Receptacle, 1 Circuit	
26301	67
Receptacle, 6 Circuit	
26708	67
Receptacle, 9 Circuit	
26163	67
Reduction Gear	
37404P	55
Resistor	
210100	11, 13, 17, 19, 21, 23, 25, 27, 31
Retaining Ring	
23748	45, 47, 49
27197	55
Ring Terminal	
00110	67
Rocker Switch	
70455101	11, 13
Rubber Foot	
34318	61

S

Screw	
M402574	41
02916	15, 17, 19, 21, 23, 25, 27
201415	39
201773	55
202623	39
20267	65
20530	47
23008	37, 39
23222	15, 17, 19, 21, 23, 25, 27
23962	11, 13, 15, 17, 19, 21, 23, 25, 27, 29, 31, 37, 41
27196	61
27202	51
27220	59
27229	45, 47, 49
29273	55
32814	55
33562	43
34337	35, 39
35148	61
35369	45, 47, 49, 53
35528	15, 17, 19, 21, 25, 27

N/A items do not appear in index.

36048	5, 7
36639	45, 47, 49
39397	43
39432	51
39566	53
39733	61
39739	59
431287	37, 39, 61
500226	15, 17, 19
501086	11, 13, 15, 17, 21, 23, 25, 27, 29, 31
501524	5, 11, 13, 21, 23, 25, 27, 29, 31, 61
503661	11, 13, 15, 17, 19, 21, 23, 25, 27, 29, 31
503673	5, 7, 35, 39
503688	5, 33
52864	11, 13, 21, 23, 25, 27, 29, 31
52909	35, 39, 45, 47, 49, 57, 61
685837	13
Sealant	
200996P	51, 53
Security Kit	
904P3	33
Service Cabinet Kit	
38612QP	61
38612WP	61
Service Door Assembly	
39874QP	5, 7
39874WP	5, 7
Shipping Brace	
202682	69
Shipping Plug	
38149	69
Shock Warning Label	
511021	13, 17, 27
Silicone Grease	
26594P	59
Single Overlay	
38717	7
Siphon Break Kit	
562P3	57
Slide	
26493	55
Splash Shield	
202695	53
Spline Insert	
29728	51
Spring Clip	
210202	45, 47, 49
Spring Hook Tool	
321P4	71
Strain Relief	
38384	37
Support Barrel	
56534	37, 39
Switch	
27761	11, 13, 15, 17
33445	41
37830	41
431159	5
512973	7
Switch Assembly	
39256	41
55882	19
Switch Knob	
39897	11, 13, 15, 17, 19

Switch Mounting Plate	
29676	39

T

Terminal Extractor Tool	
283P4	63
Tool Kit	
725P3	71
Top	
39167QP	37
39167WP	37
Top Assembly	
210173WP	37
39184WP	39
39339W	37
Top Shield	
39744	37, 39
Torx Bit	
281P4	71
282P4	71
Transformer	
201375P	9, 21, 23, 25, 29, 31
201587P	11, 15
201616	11, 13, 17, 19
210018P	21, 25, 29
803527P	21, 23, 25, 27, 31
Transmission Assembly	
38165P	55
Transmission Case Assembly	
33223P	55
Transmission Cover Assembly	
37471	55
Transmission Oil	
27243P	55
Transmission Pin Tool	
305P4	69
Transmission Rebuild Kit	
RB150004	55
Transmission Sealant	
37577P	55
Tub Assembly	
39252P	51
39387P	51
Tub Cover Assembly	
202461	53
Tub Cover Gasket	
38359	53
Tub Cover Removal Tool	
273P4	71
Tub Kit	
39250P	51
Tubing	
202699	53
202700	53
Tub-to-Pump Hose	
38351	57

U

Upper or Lower Bearing	
28944RP	59

N/A items do not appear in index.

USB Gateway Kit	
NK330	25, 27, 31

W

Warning Label	
500049	53
500314	53
500316	29, 31, 35
Washer	
F430339	19
M400017	15, 17, 19, 21, 23, 25, 27
02431	15, 17, 19, 21, 23, 25, 27
200608	21, 23, 25, 27, 29, 31
20290	43
21735	65
25100	33
26509	55, 59
27015	59
28094	51
29260	55
35092	55
35535	59
37772	45, 47, 49
39249	37, 39, 53
504082	45, 47, 49
52549	45, 47, 49
802254	43
803615	43
81392	45, 47, 49
91176	11, 13, 15, 17, 19
Washtub Gasket	
39122	51
Washtub Kit	
719P3	51
Water Hose	
F200116	43
Weldment and Bearing Assembly	
39253	59
39254	59
Wire Clip	
36274	67, 73, 75
504034	67
51291	67
Wire Guard	
201595P	7
Wire Harness Assembly	
202229P	75
202375	75
202667	75
202671	75
202721	75
202838	75
38661P	73, 75
Wireless Network Kit	
NK301	25, 27, 31
Wire, 12 Gauge	
45380	73, 75
Wire, 18 Gauge	
45001	73, 75

[illegible]